

## Product Care:

- Follow laundry instructions on label & launder regularly in wash bag provided
- Ensure hook & loop fastening is fully closed during washing
- Do not iron
- Do not place on a convector heater or steam pipe
- Store product in a suitable dry clean place
- This sling should not come into contact with any sharp or rough edges as this could cause snagging and will result in the deterioration of the sling

**⚠ WARNING** ONLY compatible with a loop fixing spreader bar

**THIS SLING CAN BE USED AS AN EMERGENCY TRANSFER AID WHERE THE USE OF HOISTS ARE NOT PRACTICAL**

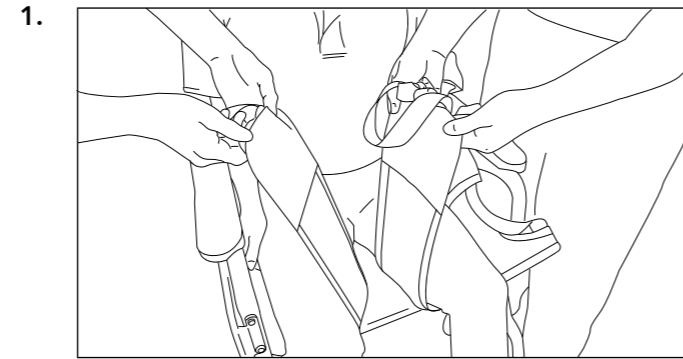
Do not attempt to lift the end user until you are satisfied the sling is the correct size and fit

You must conform to the current Moving and Handling regulations/procedures. If in any doubt, consult your Moving and Handling Advisor

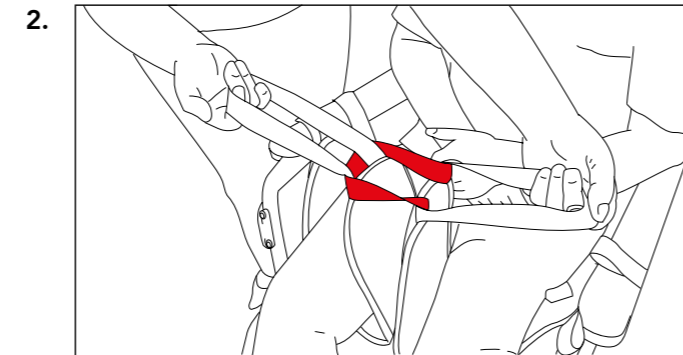
**Remove from use immediately if there are any signs of deterioration to the sling**

DISCLAIMER: Please note that Silvalea reserve the right to make amendments/changes to designs without prior notice. These changes are conducted via research and development reviews and are done in a bid to enhance our products and improve care-giver and client experience

## Hoist Transfer Sling Application:

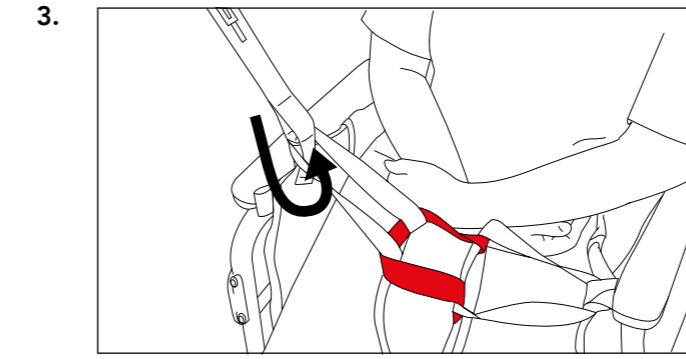


Apply sling down the back of the end user. Take each paddle under the user's thighs.

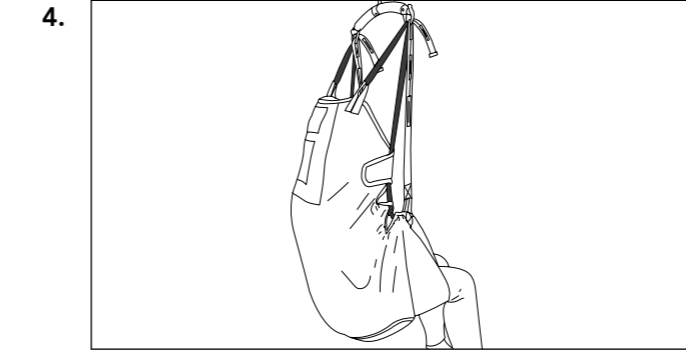


Connect the leg sections together by linking one inner leg loop through the red modesty strap.

## Hoist Transfer Sling Application:



Remove the Silva Safety-Slot® tapes from the pockets. Feed outer tape through inner leg loop and attach required slot to hoist. Repeat the other side.



Once the leg tapes have been attached to the hoist attach Silva Safety-Slot® at the head support.

# Silva Travel-Lite®

## Instructions of Use



**SILVALEA®**  
The original replacement sling manufacturer

• EST. 1993 •

Innovation  
Inclusion  
Independence

Reference: **SP-SIL/TL-IOU**

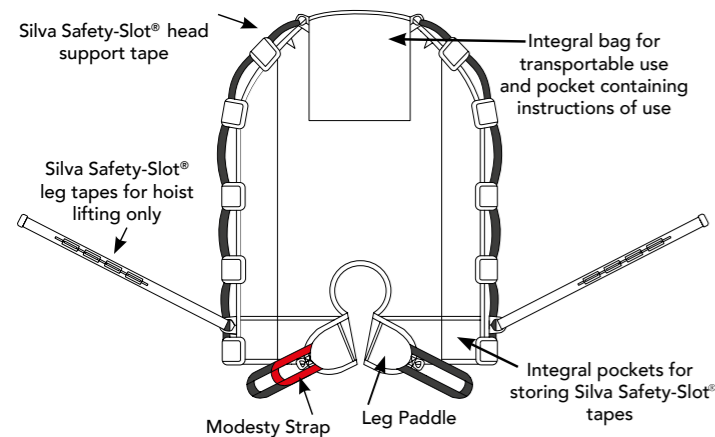
Product Code/s:

**SIL-TL-XXSM**

**SIL-TL-XSM**

**SIL-TL-SM**

**SIL-TL-MED**



When using as a manual product, it is essential that more than one person is available to transport the user and that current manual handling guidelines are observed at all times. If in any doubt consult your Moving & Handling Advisor.

**Silvalea**

Web: [www.silvalea.com](http://www.silvalea.com)

Email: [sales@silvalea.com](mailto:sales@silvalea.com)

Contact: **+44 (0)1626 331 655**



FM 35946

EMS 609677



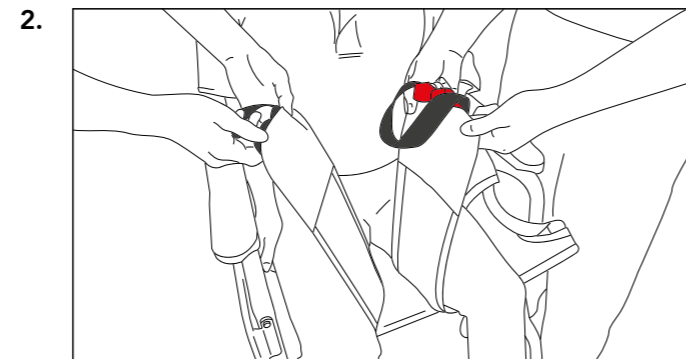
Units 1-4, 7 & 12 Silverhills Buildings, Silverhills Road,  
Decoy Industrial Estate, Newton Abbot, Devon, TQ12 5LZ, UK



### Manual Transfer Sling Application:

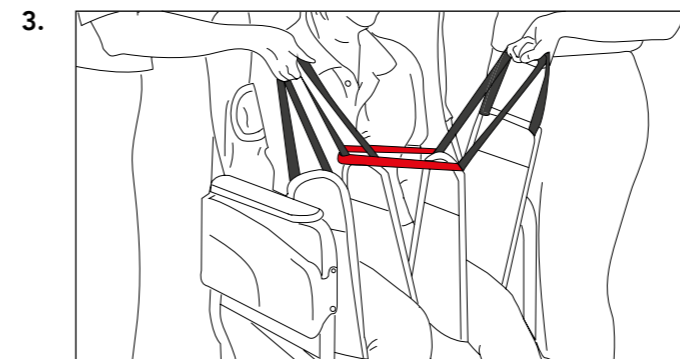


Apply the sling down the back of the end user.



Take each leg paddle under the end user's thighs.

### Manual Transfer Sling Application:



Connect the leg sections together by linking one inner leg loop through the red modesty strap. Each carer to take both inner and outer leg tapes together in one hand.



Take head support loop (plus shoulder loop if required) in the other hand to facilitate a lift. It may be necessary to use additional carers.

### General Instructions:

**WARNING**

Silvalea always advise that a full risk assessment is carried out before use to ensure that the correct size and style of sling has been met.

If hoisting, do not attempt to lift the end user until all appropriate fixings are secured to the hoist spreader bar.

The Silva Travel-Lite® should be checked each time it is used and after laundering for any signs of deterioration. The service label is a visual guide to the product's check, which should coincide with the 6-monthly or annual hoist inspection.

This is in line with LOLER (Lifting Operations and Lifting Equipment Regulations)

#### **Sling check list:**

- Check that the sling is compatible with the hoist
- Check the safe working load of the sling and the hoist
- Check the label. If it is not legible DO NOT USE
- Check for deterioration or fraying of the tapes
- Check for holes or snagging in the material

**Remove from use immediately if there are any signs of deterioration to the sling**

This product is protected by a Community Design Registration No. 005 510 922  
(2016) Design Rights: Silvalea  
Copyright 2019 © Silvalea. All rights reserved