



Silvalea Ltd a division of



SILVALEA®

Innovating Patient Transfer Since 1993

Product Brochure



Since 1993, Silvalea has been at the forefront of the patient sling market, designing and manufacturing a wide portfolio of transfer solutions. Our speciality is our complex patient transfer slings and in-situ slings, as well as providing a range of everyday standard slings, transfer accessories and stand-assist transfer products. The comprehensive offerings of Silvalea are founded in over 25 years of innovation in fabric and design with both caregiver and patient in mind.

Today, Silvalea is proudly part of the Savaria Corporation with North American distribution of its products through the Savaria group of companies.

Whether the need is complex or an off-the-shelf sling, Silvalea has a solution.

For more information on the products featured in this catalogue, please click on the images to be directed to the product web pages.

customerservices@silvalea.com
+44 (0)330 024 1045

silvalea.com

Contents

Hoists by Savaria	2	Stretcher Sling	36
Fixed Lifters	3	Silva® Flotation Sling	37
Portable Lifters	4	Silva® Travel-Lite® (my sling in a bag)	38
Bariatric Lifters	5	Walking Harness	39
Hoist Accessories	6	Rachel Harness	40
		Silva® Jolly Jumper	41
		Stand Up Sling, Loops	42
Quality Control	7	Soft Chest Stand Aid	43
		Transporter Sling	44
Clip Fixing Slings	8		
High Easy Sling	9	Bariatric Slings	45
High Easy Toileting Sling	10	Silva-Supreme Deluxe Short Tucks	46
In-Situ High Easy	11	Silva-Supreme Deluxe Long Tucks	47
In-situ High Easy All in One	12	Repositioning Sheet	48
Rigid Stand Aid Sling, Clips	13	Bariatric Flat Slide Sheets	49
Stand Up Sling, Clips	14	Arm Lifting Support Sling	50
		Leg Lifting Support Sling	51
		Pannus Support Sling	52
Loop Fixing Slings	15		
Fastfit Padded Leg Sling	16	Accessories	53
Fastfit Padded Leg HS	17	Cylindrical Slide Sheets	54
In-situ Straight Leg Sling HS	18	Cylindrical Slide Sheets (Taped Edges)	55
Fastfit Deluxe Sling	19	One-Way Slide Sheets	56
Universal Deluxe Sling	20	Emergency Slide Sheets	57
Universal Deluxe Sling HS	21	Slide Mitts (Pair)	58
Silva-Deluxe™ Sling	22	Repositioning Sheet	59
In-situ Deluxe Leg Sling HS	23	Bradbury Turner	60
In-situ Recline Sling	24	Deluxe Safety Belt Standard	61
In-situ Recline HS	25	Walk Assist Jacket	62
In-situ Recline Deluxe	26	Turning Disc	63
Amputee Pocket	27		
Dress Sling	28	Materials	65
Dress Sling Padded Roll	29	Fabric construction	66
Rigid Low Convenience	30	Fabric construction	67
Rigid Low Back Sling	31		
Universal High Back	32	Product Training	69
Easy Access Sling	33		
Silva® Balance Sling	34		
Tinkham Sling with HS	35		



Hoists by Savaria

Designed by long time industry experts, our R&D team knew that we could make a better product by looking at the details and questioning how to improve everything.

Savaria hoists offer faster lift speeds, are powerfully light—up to 35% lighter than leading competitors—and incredibly strong.



The SureClip system by Savaria opens out providing a more foolproof method of securing a sling to the portable hoist or spreader bar of the fixed hoist. A simple, but powerful detail for added safety.



Our hoists and controls are intuitive from the first touch with simple, clear buttons to move the lift up, down or side to side. Without extraneous electronics to break down or cause user confusion, the hoist elegantly and reliably performs its tasks.

customerservices@silvalea.com
+44 (0)330 024 1045

silvalea.com

Fixed Lifters

- **Clip System:** Safety catches on spreader bar open outward to help stop the hoist loop from slipping away from the hoist during attachment
- **More cycles on one charge:** 50% more cycles than industry average
- **Power:** fast lift speed
- **Durable handset:** splash resistant
- **Quicker charging time:** less than 2 hours for complete charge
- **Greener:** no lead acid disposal issues and longer battery life
- **Long lasting:** Lithium-Ion Battery, longer battery life of at least 5 years



 **savaria.**



Portable Lifters

- **Long lasting:** Lithium-Ion Battery, longer battery life of at least 5 years
- **More cycles on one charge:** 50% more cycles than industry average
- **Quicker charging time:** less than 2 hours for complete charge
- **Greener:** no lead acid disposal issues and longer battery life
- **Power:** fast lift speed
- **Easily movable:** can be unhooked and moved to another room easily
- **Durable handset:** splash resistant
- **Emergency:** on/off shut down switch
- **Hoist Reacher:** available for ease of application to the gantry
- **SureClip System:** Safety catches on spreader bar open outward to help stop the hoist loop from slipping away from the hoist during attachment

SWL
130kg

SWL
200kg

savaria.



Bariatric Lifters

- **Motorized lift rotation:** superior manoeuvrability even in tight spaces
- **Lithium-ion battery:** delivers faster lifting speeds and a long battery life of up to 5 years
- **Built-in constant charging:** the lift is always ready to use
- **Compatible:** with current Savaria track profiles
- **Unique 4-point tilting spreader bar:** provides enhanced patient positioning comfort during transfers

SWL
363kg

SWL
454kg

SWL
544kg

savaria.

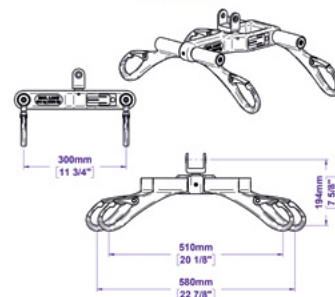


Hoist Accessories



4 Point Spreader Bar

- For Monarch fixed hoists
- **SureClip System:** Safety catches on spreader bar open outward to help stop the hoist loop from slipping away from the hoist during attachment
- Provides enhanced patient positioning comfort during transfers
- **6 Safe Working Loads available:**



For more about Savaria hoists and accessories please visit silvalea.com or contact Customer Services.

Narrow Spreader Bar 420mm

- Narrow/small bar suitable for paediatric use
- **SureClip System:** Safety catches on spreader bar open outward to help stop the hoist loop from slipping away from the hoist during attachment
- **3 Safe Working Loads available**



Quality Control

In our ongoing dedication to design and manufacture 'best-in-class' products, Silvalea have invested in a suite of testing equipment ensuring our compliance with ISO 10535:2021 and demonstrating our commitment to quality control.

Our bespoke load testing machine enables us to test our products to their safe working loads and put them through rigorous usage tests to provide confidence in each sling design.

Silvalea have exacting wash test procedures for all fabrics and components used in our designs. These ensure our materials meet the required specifications of industry standards and of our customers.

Every tailor-made sling is subject to thorough testing and our stock items receive regular quality checks throughout the production process and prior to despatch.

customerservices@silvalea.com
+44 (0)330 024 1045

silvalea.com

Clip Fixing Slings

The Silvalea Universal D-anserclip® fits many of the leading hoist models within the UK and European markets, allowing greater interchangeability between varying clip hoists.

Safety "Click-on Click-off" action ensures a physical click is heard on the application of the spreader bar.

All moving parts are internal to the clip ensuring greater durability during the lifetime of the patient sling.

customerservices@silvalea.com
+44 (0)330 024 1045

silvalea.com

High Easy Sling

- Full body sling with head support
- Divided padded leg sections
- Removable head support stiffeners
- Ideal for general transfers
- Small aperture for hygiene purposes
- Universal clip fixings
- Wash Temp 85°C/185°F
- Tumble dry low heat (max 50°C)

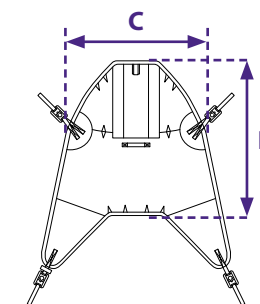
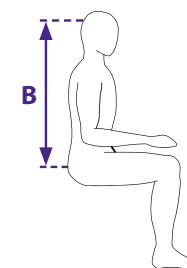
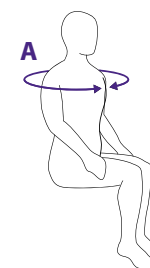
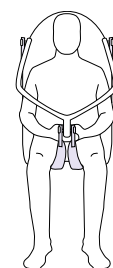
HY(SIZE)CP



Product Codes & Specifications



	100% Polyester	100% Polyester Mesh	A	B	C	D
XXXS	HYAXXXSMCP	HYBXXXSMCP	56-66cm	50-55cm	57cm	60cm
XXS	HYAXXSMCP	HYBXXSMCP	66-76cm	56-62cm	60cm	69cm
XS	HYAXSMCP	HYBXSMP	76-86cm	60-66cm	63cm	79cm
S	HYASMCP	HYBSMCP	86-96cm	66-74cm	70cm	87cm
M	HYAMEDCP	HYBMEDCP	96-108cm	74-80cm	81cm	93cm
L	HYALRGCP	HYBLRGCP	108-130cm	80-88cm	93cm	96cm
XL	HYAXLRGCP	HYBXLRGCP	130-144cm	88-100cm	103cm	102cm
XXL	HYAXXLRGCP	HYBXXLRGCP	144-160cm	96-104cm	111cm	105cm



High Easy Toileting Sling

DA-ST3A

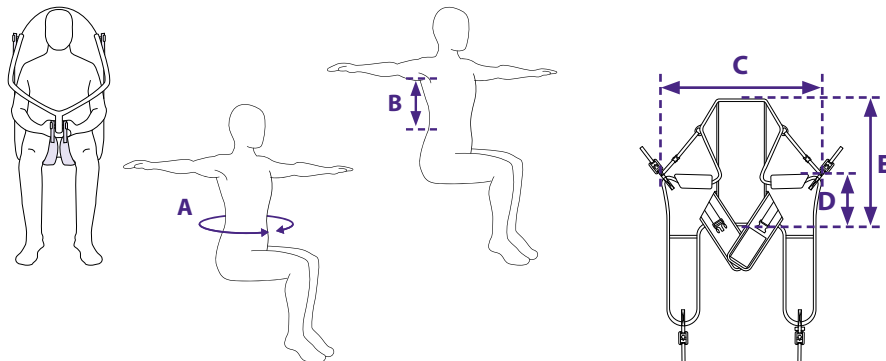
- Easy to apply padded sling
- Built in adjustable head support
- Built in waist support with clunk-click fastening
- Good access for hygiene purposes
- Good upper body tone required
- Full risk assessment required for suitability
- Universal clip fixings
- Wash Temp 85°C/185°F
- Tumble dry low heat (max 50°C)



Product Codes & Specifications



	100% Polyester	A	B	C	D	E
XS	DA-ST3AXS	77-87cm	22cm or over	61cm	24cm	63cm
S	DA-ST3ASM	87-107cm	25cm or over	71cm	28cm	70cm
M	DA-ST3AMED	97-117cm	27cm or over	79cm	29cm	76cm
L	DA-ST3ALRG	112-132cm	28cm or over	88cm	32cm	85cm
XL	DA-ST3AXLRG	125-145cm	30cm or over	97cm	34cm	87cm
XXL	DA-ST3AXXL	138-158cm	34cm or over	101cm	35cm	94cm



In-Situ High Easy

HYAD

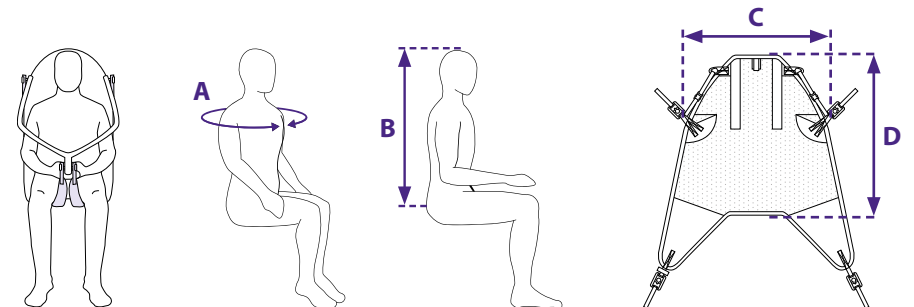
- Designed to provide full body & head support on transfer
- Adjustable integral head support with removable stiffeners
- Easy to apply with low-friction fabric to leg areas for ease of application
- Soft binding as standard
- Universal clip fixing
- Once the patient has been transferred, this sling can be left in-situ, subject to an appropriate risk assessment
- Wash Temp 71°C/159°F
- Tumble dry low heat (max 50°C)



Product Codes & Specifications



	Silva-Superfine PLUS®	Silva-Superfine® with COOLMAX®	Silva-Superfine® with COOLMAX® Double Layer	A	B	C	D
XXS	HYADFXSMCP	HYADSFXXSMCP	HYADSFCDLXXSMCP	66-76cm	56-62cm	66cm	64cm
XS	HYADFXSMCP	HYADSFXXSMCP	HYADSFCDLXXSMCP	76-86cm	60-66cm	68cm	69cm
S	HYADFSMCP	HYADSFXXSMCP	HYADSFCDLXXSMCP	86-96cm	66-74cm	76cm	77cm
M	HYADFMEDCP	HYADSFXXSMCP	HYADSFCDLXXSMCP	96-108cm	74-80cm	86cm	84cm
L	HYADFLRGCP	–	HYADSFCDLXXSMCP	108-130cm	80-88cm	98cm	93cm
XL	HYADFXLRGCP	–	HYADSFCDLXXSMCP	130-144cm	88-100cm	102cm	104cm
XXL	HYADFXLRGCP	–	HYADSFCDLXXSMCP	144-160cm	96-104cm	120cm	108cm



In-situ High Easy All in One

- Designed to provide full body & head support on transfer
- Apply on the bed or in a supine position
- Suitable for amputee scenarios
- Soft binding as standard
- Universal clip fixing
- Once the patient has been transferred, this sling can be left in-situ, subject to an appropriate risk assessment
- Wash Temp 71°C/159°F
- Tumble dry low heat (max 50°C)

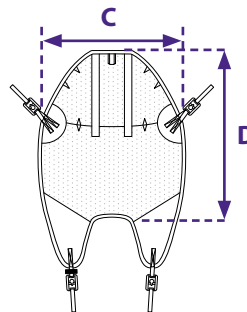
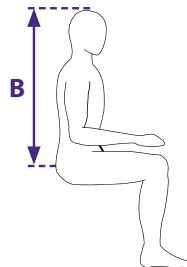
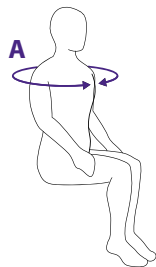
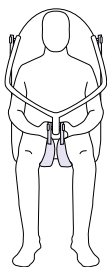
DA-HYA2



Product Codes & Specifications



	Silva-Superfine PLUS®	A	B	C	D
XXS	DA-HYA2-F-XXS	66-76cm	56-62cm	66cm	83cm
XS	DA-HYA2-F-XS	76-86cm	60-66cm	68cm	88cm
S	DA-HYA2-F-S	86-96cm	66-74cm	76cm	98cm
M	DA-HYA2-F-M	96-108cm	74-80cm	86cm	107cm
L	DA-HYA2-F-L	108-130cm	80-88cm	98cm	112cm
XL	DA-HYA2-F-XL	130-144cm	88-100cm	102cm	118cm
XXL	DA-HYA2-F-XXL	144-160cm	96-104cm	120cm	124cm



Rigid Stand Aid Sling, Clips

- Semi rigid corset style stand aid
- Deep back design providing additional support
- Clunk-click buckle and hook and loop fixing waist support for additional safety
- Suitable for maintaining mobility or rehabilitation
- Padded underarm rolls for extra comfort
- Patient should have some core stability and weight bearing ability
- Wash Temp 85°C/185°F
- Tumble dry low heat (max 50°C)

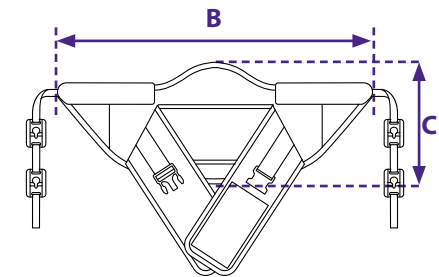
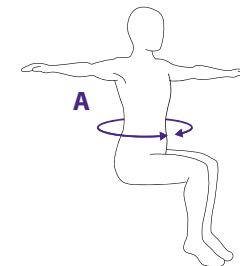
DA-AS112



Product Codes & Specifications



	100% Polyester	A	B	C
XS	DA-AS112-XS	77 - 87cm	63cm	29cm
S	DA-AS112-S	87-107cm	74cm	32cm
M	DA-AS112-M	97-117cm	88cm	37cm
L	DA-AS112-L	112-132cm	98cm	42cm
XL	DA-AS112-XL	125-145cm	110cm	49cm
XXL	DA-AS112-XXL	138-158cm	120cm	52.5cm



Stand Up Sling, Clips

- Good general stand aid
- Fully padded
- Hook & loop fastening with clunk-click buckles for patient safety
- Ideal for maintaining mobility and for building strength
- Weight bearing ability required
- Wash Temp 85°C/185°F
- Tumble dry low heat (max 50°C)

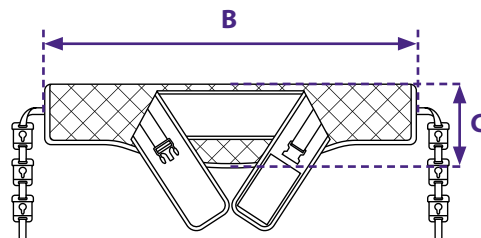
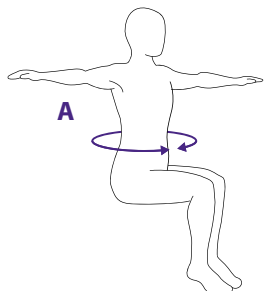
D202(SIZE)CP



Product Codes & Specifications



	100% Polyester	A	B	C
XS	D202XSMCP	77 - 87cm	85cm	17cm
S	D202SMCP	87-107cm	100cm	19cm
M	D202MEDCP	97-117cm	111cm	24cm
L	D202LRGCP	112-132cm	120cm	29cm
XL	D202XLRGCP	125-145cm	130cm	34cm
XXL	D202XXLRGCP	138-158cm	142cm	38cm



Loop Fixing Slings

Standard loop options are compatible with 'coat hanger (loop) hoists' only and are popular for standard patient transfer slings. Multiple colour coded internal loops offer maximum flexibility when positioning patients. This ensures optimum accuracy of application for caregivers as the coloured positions can be recorded as part of a care plan for consistency.

Silva-Safety Slots® options are a unique, patented solution that replace the standard loops on patient transfer slings with a strong, durable, slotted webbing. Vibrant pick-up colours ensure the accuracy of application by caregivers.

The elimination of loops helps reduce risks associated with loops being caught in machinery (hoists or chairs) or creating a trip hazard when a sling is placed onto the floor.

The streamlined Silva-Safety Slots® ensure less bulk for those using in-situ slings where space is limited in wheelchairs and other seating options.

customerservices@silvalea.com
+44 (0)330 024 1045

silvalea.com

Fastfit Padded Leg Sling

S2

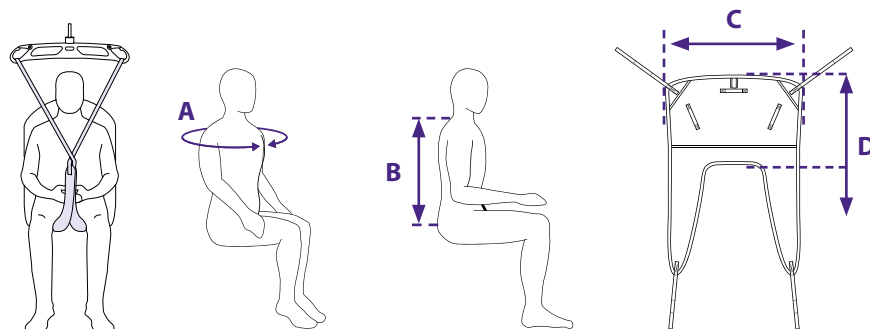
- Full body supportive sling
- Divided padded leg sections
- Ideal for general transfers
- Small aperture for hygiene purposes
- Colour coded tapes
- Wash Temp 85°C/185°F
- Tumble dry low heat (max 50°C)



Product Codes & Specifications



	100% Polyester	100% Polyester Mesh	A	B	C	D
XXXS	S2AXXS	S2BXXS	56-66cm	34-38cm	60cm	40cm
XXS	S2AXXS	S2BXXS	66-76cm	38-44cm	67cm	46cm
XS	S2AXS	S2BXS	76-86cm	44-50cm	77cm	51cm
S	S2ASM	S2BSM	86-96cm	50-57cm	89cm	58cm
M	S2AMED	S2BMED	96-108cm	57-64cm	103cm	67cm
L	S2ALRG	S2BLRG	108-130cm	64-69cm	119cm	70cm
XL	S2AXLRG	S2BXLRG	130-144cm	69-74cm	129cm	77cm
XXL	S2AXXLRG	S2BXXLRG	144-160cm	69-74cm	140cm	77cm



Fastfit Padded Leg HS

S2HS

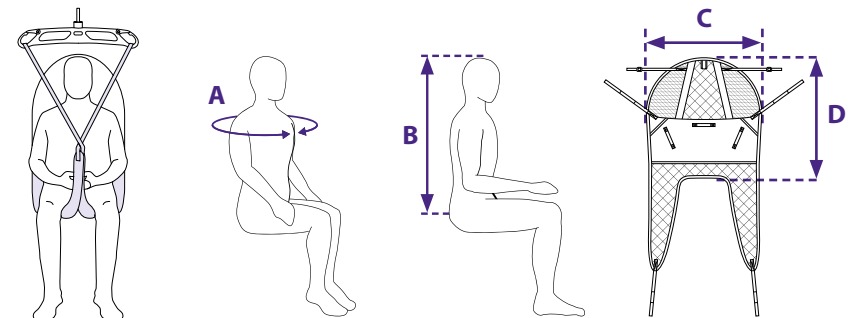
- Adjustable Integral head support with removable stiffeners
- Full body supportive sling
- Divided padded leg sections
- Ideal for general transfers
- Small aperture for hygiene purposes
- Colour coded tapes
- Wash Temp 85°C/185°F
- Tumble dry low heat (max 50°C)



Product Codes & Specifications



	100% Polyester	100% Polyester Mesh	A	B	C	D
XXXS	S2HSAXXS	S2HSBXXS	56-66cm	50-55cm	57cm	61cm
XXS	S2HSAXXS	S2HSBXXS	66-76cm	56-62cm	65cm	65cm
XS	S2HSAXS	S2HSBXS	76-86cm	60-66cm	75cm	73cm
S	S2HSAS	S2HSBS	86-96cm	66-74cm	87cm	82cm
M	S2HSAM	S2HSBM	96-108cm	74-80cm	101cm	92cm
L	S2HSAL	S2HSBL	108-130cm	80-88cm	117cm	98cm
XL	S2HSAXL	S2HSBXL	130-144cm	88-100cm	127cm	104cm
XXL	S2HSAXXL	S2HSBXXL	144-160cm	96-104cm	140cm	112cm



In-situ Straight Leg Sling HS

S15

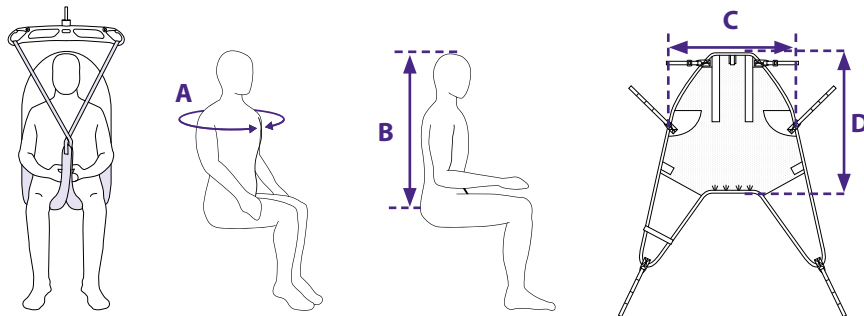
- Designed to provide full body support on transfer
- Adjustable integral head support with removable stiffeners
- Easy to apply with low-friction fabric to leg areas and head support for ease of application
- Soft binding as standard
- Fixed colour coded loops or Silva-Safety Slot® tapes
- Once the patient has been transferred, this sling can be left in-situ, subject to an appropriate risk assessment
- Wash Temp 71°C/159°F
- Tumble dry low heat (max 50°C)



Product Codes & Specifications



	Silva-Superfine PLUS®	Silva-Superfine® with COOLMAX®	Silva-Superfine® with COOLMAX® Double Layer	A	B	C	D
XXXS	S15FXXXS	S15SFCXXXSM	–	56-66cm	50-55cm	56cm	60cm
XXS	S15FXXS	S15SFCXXSM	–	66-76cm	56-62cm	64cm	65cm
XS	S15FXSM	S15SFCXSM	–	76-86cm	60-66cm	74cm	70cm
S	S15FSM	S15SFCSM	S15SFCDSLML	86-96cm	66-74cm	80cm	78cm
M	S15FMED	S15SFCMED	S15SFCDLMED	96-108cm	74-80cm	90cm	86cm
L	S15FLRG	–	S15SFCDLLRG	108-130cm	80-88cm	98cm	94cm
XL	S15FXLRG	–	S15SFCDLXLRG	130-144cm	88-100cm	114cm	103cm
XXL	S15FXXLRG	–	S15SFCDLXXLRG	144-160cm	96-104cm	120cm	107cm



Fastfit Deluxe Sling

S3

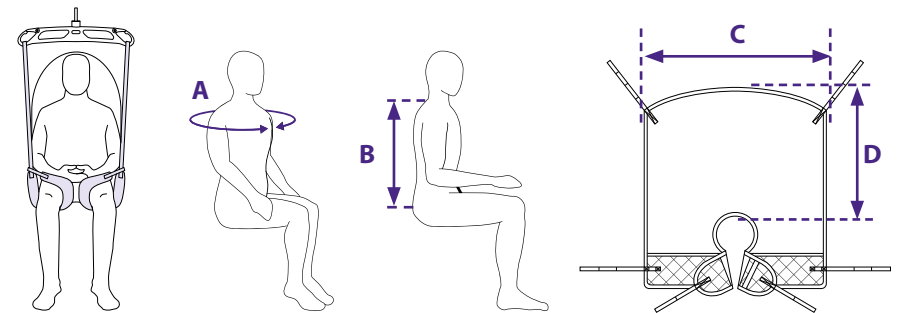
- Full body supportive sling
- Padded leg sections provide full femur support
- Ideal for general transfers
- Small aperture for hygiene purposes
- Colour coded tapes
- Wash Temp 85°C/185°F
- Tumble dry low heat (max 50°C)



Product Codes & Specifications



	100% Polyester	100% Polyester Mesh	A	B	C	D
XXXS	S3AXXXSM	S3BXXSM	56-66cm	34-38cm	60cm	54cm
XXS	S3AXXSM	S3BXXSM	66-76cm	38-44cm	70cm	60cm
XS	S3AXSM	S3BXXSM	76-86cm	44-50cm	80cm	65cm
S	S3ASM	S3BSM	86-96cm	50-57cm	89cm	65cm
M	S3AMED	S3BMED	96-108cm	57-64cm	98cm	67cm
L	S3ALRG	S3BLRG	108-130cm	64-69cm	110cm	76cm
XL	S3AXLRG	S3BXXLRG	130-144cm	69-74cm	124cm	83cm
XXL	S3AXXLRG	S3BXXLRG	144-160cm	69-74cm	135cm	86cm



Universal Deluxe Sling

S4

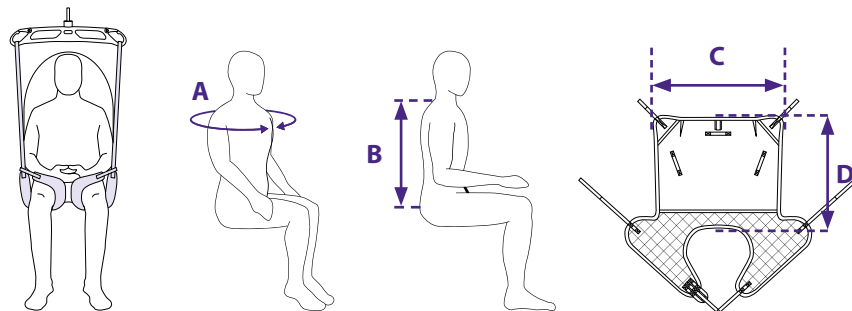
- Full body supportive sling
- Angled padded leg sections offer full femur & hip support
- Ideal for general transfers
- Small aperture for hygiene purposes
- Colour coded tapes
- Wash Temp 85°C/185°F
- Tumble dry low heat (max 50°C)



Product Codes & Specifications



	100% Polyester	100% Polyester Mesh	A	B	C	D
XXS	S4AXXSM	S4BXXSM	66-76cm	38-44cm	60cm	55cm
XS	S4AXSM	S4BXSM	76-86cm	44-50cm	73cm	60cm
S	S4ASM	S4BSM	86-96cm	50-57cm	83cm	65cm
M	S4AMED	S4BMED	96-108cm	57-64cm	93cm	69cm
L	S4ALRG	S4BLRG	108-130cm	64-69cm	102cm	74cm
XL	S4AXLRG	S4BXLRG	130-144cm	69-74cm	112cm	79cm
XXL	S4AXXLRG	S4BXXLRG	144-160cm	69-74cm	122cm	84cm



Universal Deluxe Sling HS

S4HS

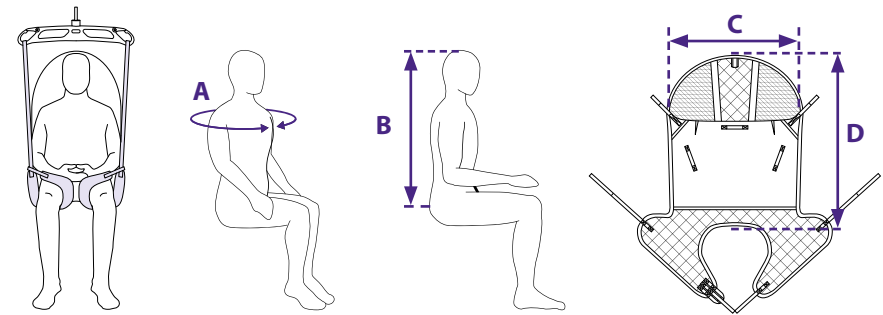
- Fully integrated Head Support
- Full body supportive sling
- Angled padded leg sections offer full femur & hip support
- Ideal for general transfers
- Small aperture for hygiene purposes
- Colour coded tapes
- Wash Temp 85°C/185°F
- Tumble dry low heat (max 50°C)



Product Codes & Specifications



	100% Polyester	100% Polyester Mesh	A	B	C	D
XXS	S4HSAXXSM	S4HSBXXSM	66-76cm	56-62cm	52cm	98cm
XS	S4HSAXSM	S4HSBXSM	76-86cm	60-66cm	63cm	114cm
S	S4HSASM	S4HSBSM	86-96cm	66-74cm	72cm	126cm
M	S4HSAMED	S4HSBMED	96-108cm	74-80cm	74cm	137cm
L	S4HSALRG	S4HSBLRG	108-130cm	80-88cm	80cm	151cm
XL	S4HSAXLRG	S4HSBXLRG	130-144cm	88-100cm	94cm	159cm
XXL	S4HSAXXLRG	S4HSBXXLRG	144-160cm	96-104cm	108cm	169cm



Silva-Deluxe™ Sling

SILD

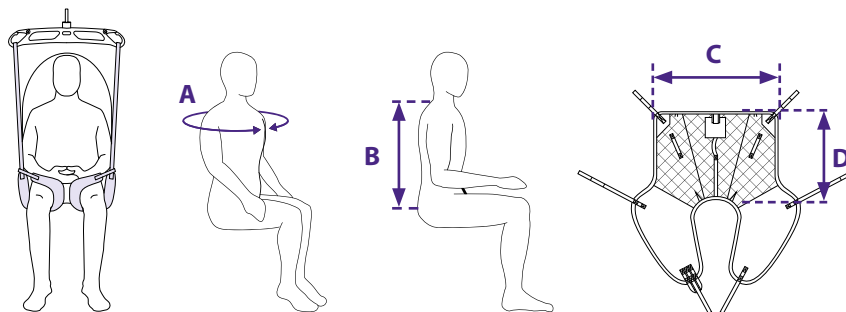
- Full body supportive sling
- Angled padded leg sections offer full femur and hip support
- Leg and back panels fitted with easy application material for ease of application
- Ideal for general transfers
- Small aperture for hygiene purposes
- Colour coded tapes
- Wash Temp 85°C/185°F
- Tumble dry low heat (max 50°C)



Product Codes & Specifications



	100% Polyester	A	B	C	D
XS	SILDXS	76-86cm	44-50cm	64cm	53cm
S	SILDS	86-96cm	50-57cm	72cm	57cm
M	SILDMED	96-108cm	57-64cm	82cm	62cm
L	SILDLRG	108-130cm	64-69cm	90cm	68cm
XL	SILDXLRG	130-144cm	69-74cm	98cm	72cm
XXL	SILDXXL	144-160cm	69-74cm	106cm	78cm



In-situ Deluxe Leg Sling HS

S16

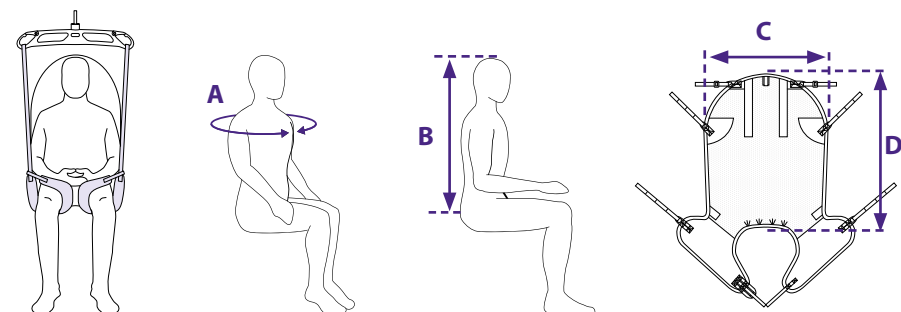
- Designed to provide full body support on transfer
- Adjustable integral head support with removable stiffeners
- Shaped leg sections provide full femur & hip support
- Easy to apply with low-friction fabric to leg areas for ease of application
- Soft binding as standard
- Fixed colour coded loops or Silva-Safety Slot® tapes
- Once the patient has been transferred, this sling can be left in-situ, subject to an appropriate risk assessment
- Wash Temp 71°C/159°F
- Tumble dry low heat (max 50°C)



Product Codes & Specifications




	Silva-Superfine PLUS®	Silva-Superfine® with COOLMAX®	Silva-Superfine® with COOLMAX® Double Layer	A	B	C	D
XXXS	S16FXXXS	S16SFCXXXSM	–	56-66cm	50-55cm	56cm	60cm
XXS	S16FXXS	S16SFCXXSM	–	66-76cm	56-62cm	64cm	65cm
XS	S16FXSM	S16SFCXSM	–	76-86cm	60-66cm	73cm	70cm
S	S16FSM	S16SFCSM	S16CDLS	86-96cm	66-74cm	80cm	78cm
M	S16FMED	S16SFCMED	S16CDLM	96-108cm	74-80cm	90cm	86cm
L	S16FLRG	–	S16CDLL	108-130cm	80-88cm	97cm	94cm
XL	S16FXLRG	–	S16CDLXL	130-144cm	88-100cm	114cm	103cm
XXL	S16FXXLRG	–	S16CDLXXL	144-160cm	96-104cm	120cm	107cm



In-situ Recline Sling

F15

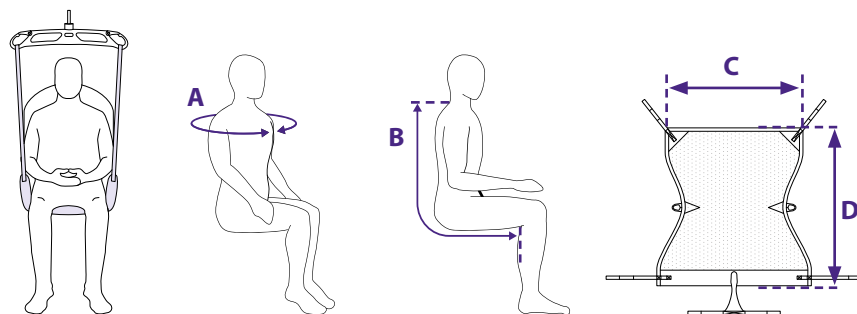
- Designed to provide closed leg full body support on transfer
- Gives reclined patient transfer position
- Suitable for amputee scenarios
- Pommel strap for additional comfort and safety
- To be applied in supine position
- Soft binding as standard
- Fixed colour coded loops or Silva-Safety Slot® tapes
- Once the patient has been transferred, this sling can be left in-situ, subject to an appropriate risk assessment
- Wash Temp 71°C/159°F
- Tumble dry low heat (max 50°C)



Product Codes & Specifications



	Silva-Superfine PLUS®	A	B	C	D
XXS	F15SFPXXS	66-76cm	78-81cm	60cm	69cm
XS	F15SFPXS	76-86cm	81-92cm	70cm	75cm
S	F15SFPS	86-96cm	92-104cm	78cm	83cm
M	F15SFPM	96-108cm	104-116cm	88cm	93cm
L	F15SFPL	108-130cm	116-128cm	108cm	106cm
XL	F15SFPXL	130-144cm	128-140cm	118cm	117cm
XXL	F15SFPXXL	144-160cm	128-140cm	132cm	137cm



In-situ Recline HS

F16

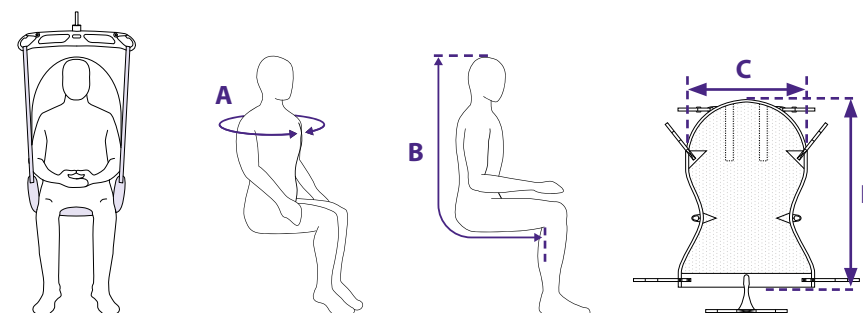
- Adjustable integral head support with removable stiffeners
- Designed to provide closed leg full body support on transfer
- Gives reclined patient transfer position
- Suitable for amputee scenarios
- Pommel strap for additional comfort and safety
- To be applied in supine position
- Soft binding as standard
- Fixed colour coded loops or Silva-Safety Slot® tapes
- Once the patient has been transferred, this sling can be left in-situ, subject to an appropriate risk assessment
- Wash Temp 71°C/159°F
- Tumble dry low heat (max 50°C)



Product Codes & Specifications



	Silva-Superfine PLUS®	A	B	C	D
XXS	F16SFPXXS	66-76cm	99-105cm	60cm	96cm
XS	F16SFPXS	76-86cm	105-112cm	70cm	112cm
S	F16SFPS	86-96cm	113-120cm	78cm	127cm
M	F16SFPM	96-108cm	120-128cm	88cm	138cm
L	F16SFPL	108-130cm	129-139cm	106cm	152cm
XL	F16SFPXL	130-144cm	138-150cm	117cm	162cm
XXL	F16SFPXXL	144-160cm	150-160cm	130cm	167cm



In-situ Recline Deluxe

- Based on the comfort of the Recline sling but with the added benefit of the Deluxe Leg sling design
- Offers full body hammock style support
- Suitable for amputee scenarios
- Includes additional leg paddles which provide femur support and has no aperture for optimum user comfort
- Easy to apply from lying position with low friction fabric on leg sections to aid application
- Soft binding as standard
- Fixed colour coded Silva-Safety Slot® tapes
- Once the patient has been transferred, this sling can be left in-situ, subject to an appropriate risk assessment
- Wash Temp 71°C/159°F. Tumble dry low heat (max 50°C)

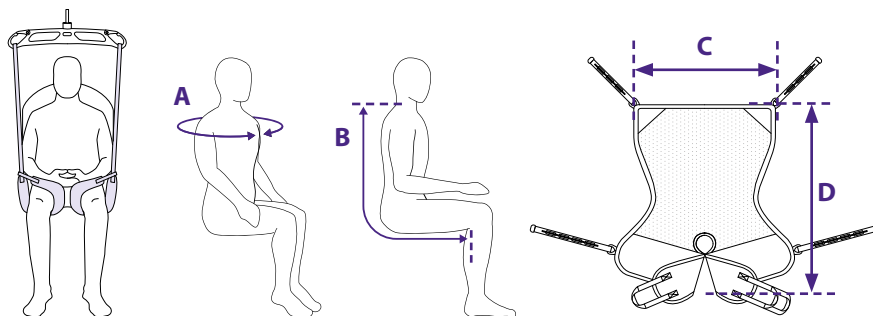
F15DLX-SFP



Product Codes & Specifications



	Silva-Superfine PLUS®	A	B	C	D
XS	F15DLX-SFP-XSM	76-86cm	81-92cm	72cm	97cm
S	F15DLX-SFP-SM	86-96cm	92-104cm	82cm	104cm
M	F15DLX-SFP-MED	96-108cm	104-116cm	92cm	110cm
L	F15DLX-SFP-LRG	108-130cm	116-128cm	102cm	117cm
XL	F15DLX-SFP-XLRG	130-144cm	128-140cm	112cm	127cm



Amputee Pocket

- Single or bilateral pockets available to support short amputation/s
- Soft towelling lined pocket/s
- Good upper body tone required
- Good access for hygiene purposes
- Easy to apply padded sling
- Underarm padded roll supplied for comfort
- Built in waist support with clunk-click fastening
- Adjustable leg tapes on sliders
- Colour coded shoulder tapes
- Full risk assessment required for suitability
- Wash Temp 85°C/185°F. Tumble dry low heat (max 50°C)

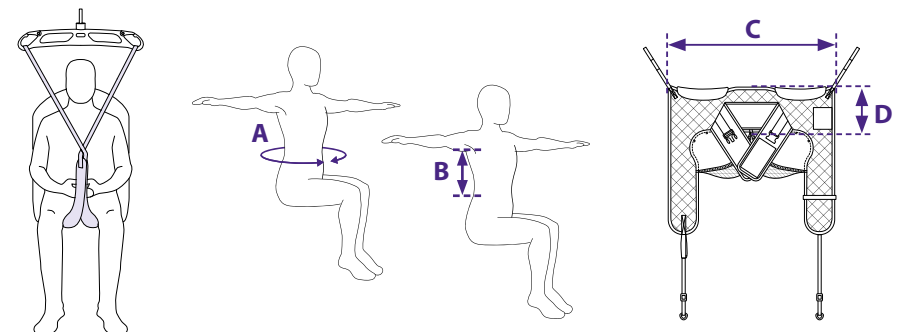
025C



Product Codes & Specifications



	100% Polyester	A	B	C	D
S	025CS	87-107cm	25cm or over	83cm	25cm
M	025CM	97-117cm	27cm or over	93cm	27cm
L	025CL	112-132cm	28cm or over	102cm	29.5cm
XL	025CXL	125-145cm	30cm or over	112cm	33cm



Dress Sling

ST1A

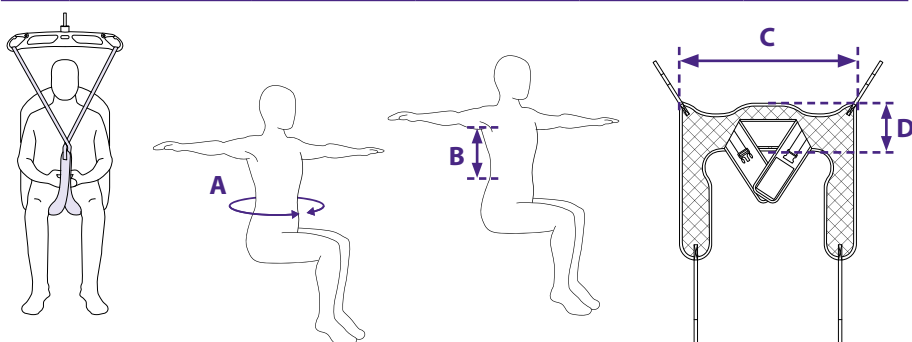
- Easy to apply padded sling
- Built in waist support with clunk-click fastening
- Good access for hygiene purposes
- Good upper body tone required
- Full risk assessment required for suitability
- Colour coded tapes
- Wash Temp 85°C/185°F
- Tumble dry low heat (max 50°C)



Product Codes & Specifications



	100% Polyester	A	B	C	D
XXXS	ST1AXXS	38-58cm	18cm or over	53cm	17½cm
XXS	ST1AXXS	59-77cm	20cm or over	60cm	19cm
XS	ST1AXS	77-87cm	22cm or over	73cm	21cm
S	ST1ASM	87-107cm	25cm or over	83cm	25cm
M	ST1AMED	97-117cm	27cm or over	93cm	27cm
L	ST1ALRG	112-132cm	28cm or over	102cm	29½cm
XL	ST1AXLRG	125-145cm	30cm or over	112cm	33cm
XXL	ST1AXXL	138-158cm	34cm or over	122cm	38cm



Dress Sling Padded Roll

ST2A

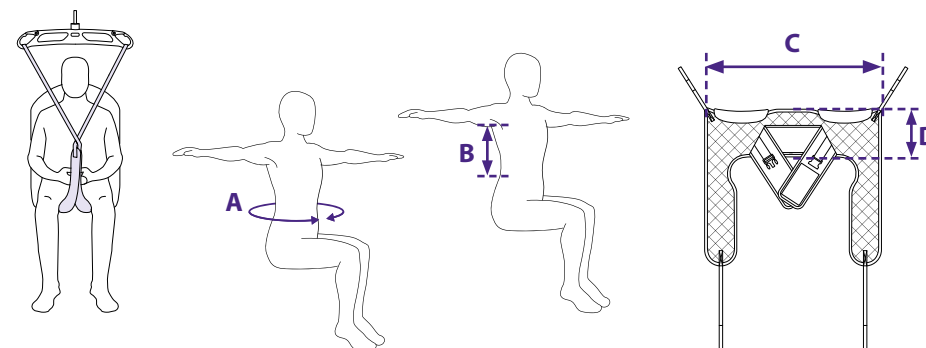
- Easy to apply padded sling
- Underarm padded roll supplied for comfort
- Built in waist support with clunk-click fastening
- Good access for hygiene purposes
- Good upper body tone required
- Full risk assessment required for suitability
- Colour coded tapes
- Wash Temp 85°C/185°F
- Tumble dry low heat (max 50°C)



Product Codes & Specifications



	100% Polyester	A	B	C	D
XXXS	ST2AXXS	38-58cm	18cm or over	53cm	17½cm
XXS	ST2AXXSM	59-77cm	20cm or over	60cm	19cm
XS	ST2AXSM	77-87cm	22cm or over	73cm	21cm
S	ST2ASM	87-107cm	25cm or over	83cm	25cm
M	ST2AMED	97-117cm	27cm or over	93cm	27cm
L	ST2ALRG	112-132cm	28cm or over	102cm	29½cm
XL	ST2AXLRG	125-145cm	30cm or over	112cm	33cm
XXL	ST2AXXLRG	138-158cm	34cm or over	122cm	38cm



Rigid Low Convenience

- Designed for use with arms on the outside the sling
- Offers enhanced support for the lower back area
- Good/reasonable upper body tone and good head support required
- Manufactured in structured polyester
- Semi-rigid foam lining to the back and legs
- Detachable elasticated waist support as standard
- Enlarged commode aperture enable access for hygiene purposes
- Wash Temp 85°C/185°F
- Tumble dry low heat (max 50°C)

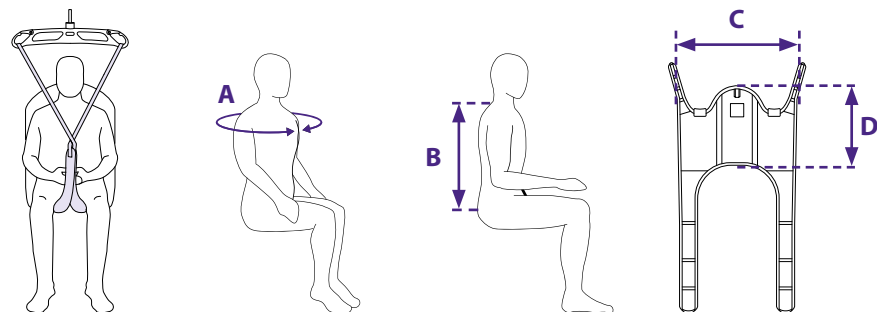
CCR500P



Product Codes & Specifications



	100% Polyester	A	B	C	D
XS	CCR500PXS	76-86cm	44-50cm	73cm	35cm
S	CCR500PS	86-96cm	50-57cm	81cm	41cm
M	CCR500PM	96-108cm	57-64cm	91cm	47cm
L	CCR500PL	108-130cm	64-69cm	101cm	51cm
XL	CCR500PXL	130-144cm	69-74cm	113cm	56cm



Rigid Low Back Sling

- Offers enhanced support for the lower back area
- Manufactured in structured polyester
- Semi-rigid foam lining to the back and legs
- Good/reasonable upper body tone and good head support required
- Detachable elasticated waist support as standard
- Enlarged commode aperture enable access for hygiene purposes
- Wash Temp 85°C/185°F
- Tumble dry low heat (max 50°C)

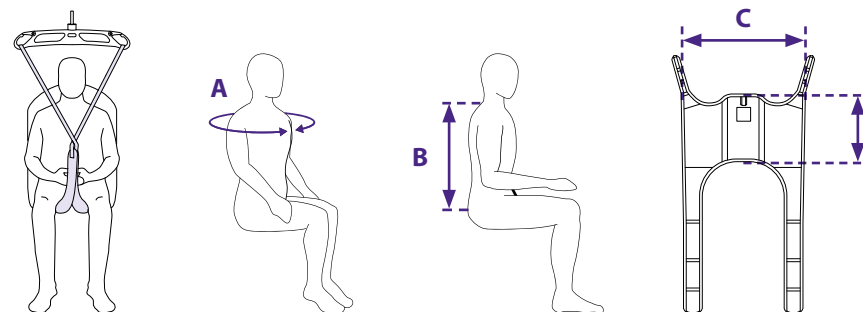
CCR350P



Product Codes & Specifications



	100% Polyester	A	B	C	D
XS	CCR350PXS	76-86cm	44-50cm	73cm	35cm
S	CCR350PS	86-96cm	50-57cm	81cm	41cm
M	CCR350PM	96-108cm	57-64cm	91cm	47cm
L	CCR350PL	108-130cm	64-69cm	101cm	51cm
XL	CCR350PXL	130-144cm	69-74cm	113cm	56cm



Universal High Back

CCR400P

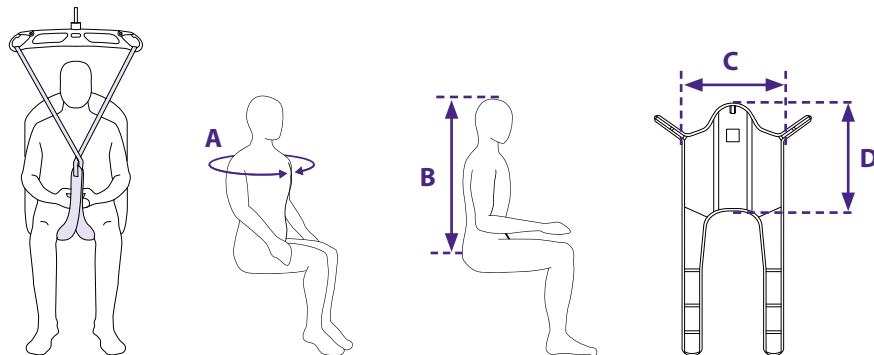
- Divided leg sling offering full body & head support
- Full length removable stiffeners
- Manufactured in structured polyester
- Option of a detachable elasticated chest support
- Padding to the leg sections providing comfort
- Wash Temp 85°C/185°F
- Tumble dry low heat (max 50°C)



Product Codes & Specifications



	100% Polyester	A	B	C	D
XS	CCR400PXS	76-86cm	60-66cm	73cm	81cm
S	CCR400PS	86-96cm	66-74cm	82cm	87cm
M	CCR400PM	96-108cm	74-80cm	92cm	92cm
L	CCR400PL	108-130cm	80-88cm	102cm	95cm
XL	CCR400PXL	130-144cm	88-100cm	117cm	101cm



Easy Access Sling

CCM1P

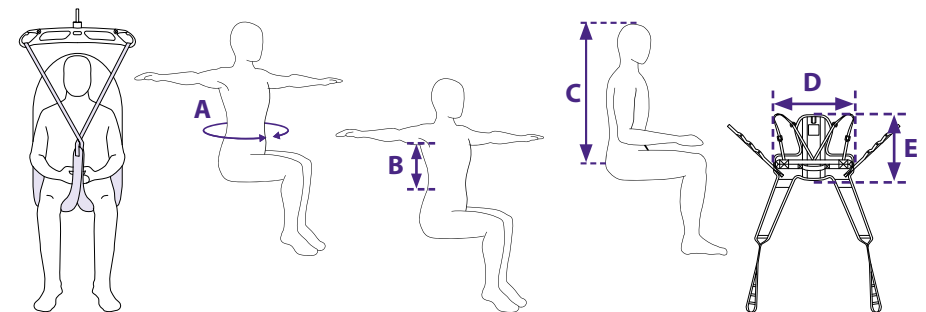
- Provides good support due to the structured design
- Suitable for patients with poor or reduced tone
- Suitable for active patients
- Supportive trunk section wraps around the torso to provide full support to the body
- Full integral head support
- Enlarged commode aperture enable access for hygiene purposes
- Counterbalance straps provided allow for natural movement
- Wash Temp 85°C/185°F
- Tumble dry low heat (max 50°C)



Product Codes & Specifications



	100% Polyester	A	B	C	D	E
XXXS	CCM1PXXXS	58-66cm	15-17cm	45-49cm	61cm	45cm
XXS	CCM1PXXS	62-70cm	17-19cm	49-54cm	64cm	49cm
XS	CCM1PXS	68-76cm	19-23cm	54-60cm	69cm	55cm
S	CCM1PS	74-84cm	20-24cm	60-66cm	75cm	61cm
M	CCM1PM	82-94cm	24-30cm	66-72cm	85cm	67cm
L	CCM1PL	94-106cm	28-34cm	71-77cm	95cm	73cm
XL	CCM1PXL	106-120cm	30-36cm	76-82cm	108cm	76cm



Silva® Balance Sling

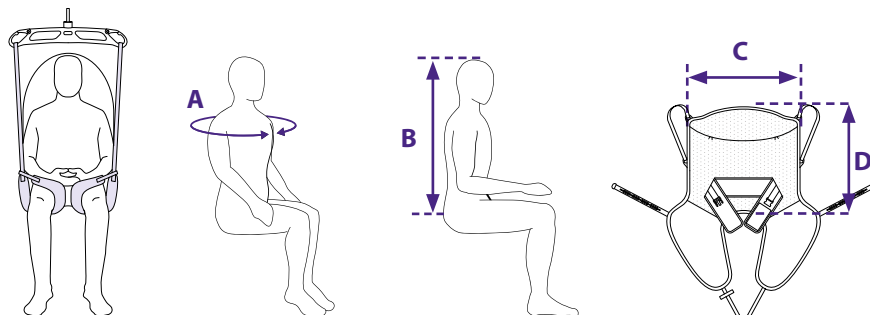
SILBF

- Fully supportive sling with full head support
- Manufactured with counterbalance straps to enable active patients more freedom of movement
- Silva-Safety Slot® tapes as standard to the outer leg tapes
- Divided legs
- Waist support fitted as standard
- Manufactured in Superfine Plus with soft binding as standard for greater user comfort
- Wash Temp 71°C/159°F
- Tumble dry low heat (max 50°C)

Product Codes & Specifications



Silva-Superfine PLUS®		A	B	C	D
XXXS	SILBF-XXXS	56-66cm	50-55cm	55cm	67cm
XXS	SILBFXXS	66-76cm	56-62cm	60cm	72cm
XS	SILBFXS	76-86cm	60-66cm	68cm	77cm
S	SILBF S	86-96cm	66-74cm	74cm	85cm
M	SILBF M	96-108cm	74-80cm	77cm	93cm
L	SILBF-L	108-130cm	80-88cm	80cm	97cm
XL	SILBF-XL	130-144cm	88-100cm	99cm	111cm



Tinkham Sling with HS

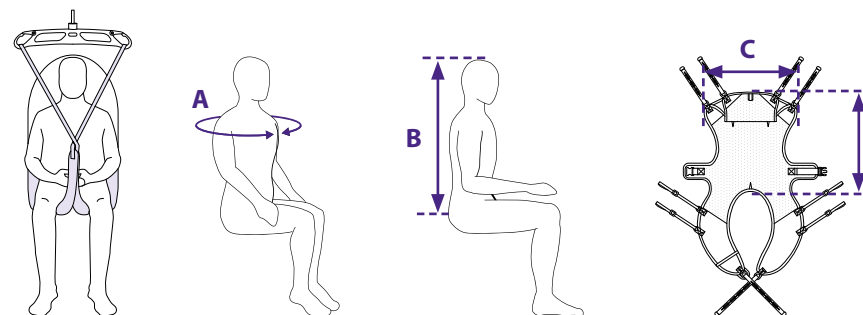
TINKSFPHS

- Fully supportive sling suitable for patients who have difficulty in maintaining body control
- Divided leg sling
- Features a wrap around thoracic section, designed to fit firmly around the body, with clunk-click buckle
- Soft padded neck roll and head support
- Colour coded, Silva-Safety Slot® shoulder and leg tapes supplied as standard
- Two sets of adjustable, sliding hip tapes supplied as standard
- Wash Temp 71°C/159°F
- Tumble dry low heat (max 50°C)

Product Codes & Specifications



Silva-Superfine PLUS®		A	B	C	D
XXXS	TINKSFPHS-XXXS	56-66cm	50-55cm	35cm	51cm
XXS	TINKSFPHSXXS	66-76cm	56-62cm	39cm	61cm
XS	TINKSFPHSXS	76-86cm	60-66cm	49cm	71cm
S	TINKSFPHS S	86-96cm	66-74cm	57cm	77cm
M	TINKSFPHS M	96-108cm	74-80cm	69cm	89cm
L	TINKSFPHS L	108-130cm	80-88cm	77cm	102cm
XL	TINKSFPHSXL	130-144cm	88-100cm	85cm	108cm



Stretcher Sling

033B

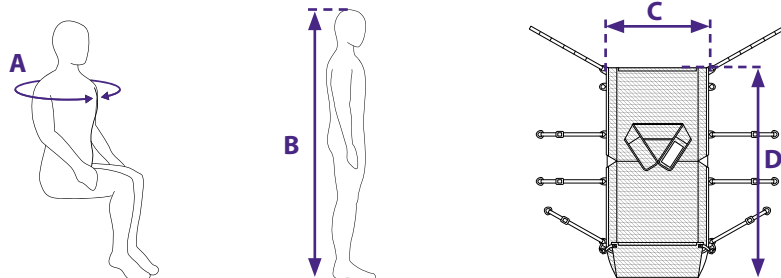
- Full body supportive stretcher sling
- Supine position achievable
- Creates full body stability
- Supplied with removable adjustable soft neck roll and waist support
- Boards can be removed when laundering
- Sling is manufactured in mesh
- Wash Temp 85°C/185°F
- Tumble dry low heat (max 50°C)



Product Codes & Specifications



	100% Polyester Mesh	A	B	C	D
S	033BS	86-96cm	100-120cm	70cm	130cm
M	033BM	96-108cm	120-160cm	80cm	178cm
L	033BL	108-130cm	160-190cm	89cm	204cm



Silva® Flotation Sling

SFLOAT

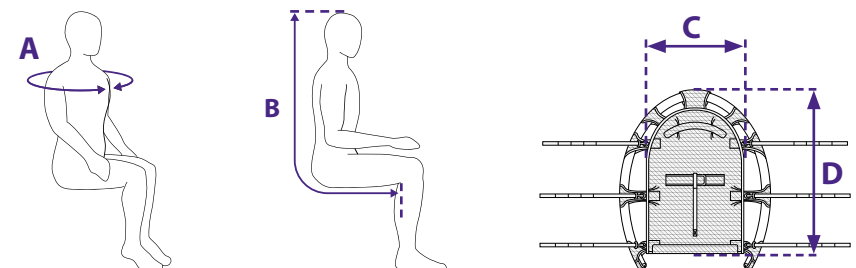
- For use within swimming/hydrotherapy pool environments
- Reduces handling needs in the water
- Constructed to provide maximum buoyancy and support to patient in a horizontal position
- Features a foam neck roll for additional buoyancy to support the head
- Waist support with connecting groin strap for additional client security
- Soft padded roll at the base of the sling aids patient comfort
- Wash Temp 85°C/185°F
- Tumble dry low heat (max 50°C)



Product Codes & Specifications



	100% Polyester Mesh	A	B	C	D
XS	SFLOATXSM	76-86cm	105-112cm	68cm	110cm
S	SFLOATSM	86-96cm	113-120cm	74cm	119cm
M	SFLOATMED	96-108cm	120-127cm	82cm	126cm
L	SFLOATLRG	108-130cm	129-139cm	92cm	135cm



Silva® Travel-Lite® (my sling in a bag)

SIL-TL

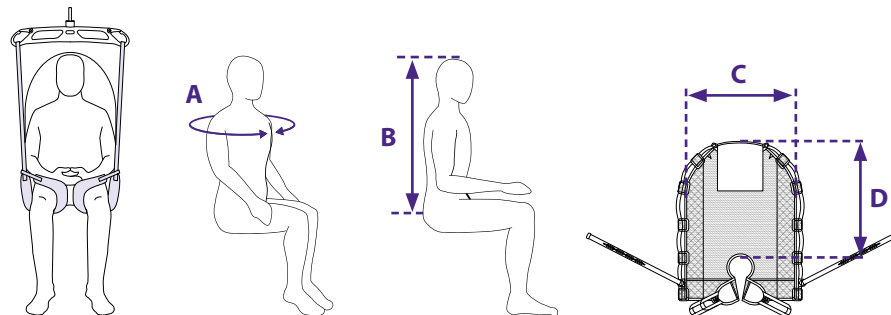
- A versatile dual-purpose light-weight sling which folds up into its own bag, ideal for days out and travelling
- The sides draw up creating a cocooned effect
- Divided or hammock leg position options
- Both a manual and hoistable sling in one
- Hoist Silva-Safety Slot® tapes can be tucked neatly away when used as a manual sling
- Ideal for paediatric use as an introduction to sling use
- Wash Temp 71°C/159°F
- Tumble dry low heat (max 50°C)



Product Codes & Specifications



	Silva-Superfine®	A	B	C	D
XXXS	SIL-TL-XXXSM	56-66cm	50-55cm	56cm	63cm
XXS	SIL-TL-XXSM	66-76cm	56-62cm	65cm	68cm
XS	SIL-TL-XSM	76-86cm	60-66cm	72cm	76cm
S	SIL-TL-SM	86-96cm	66-74cm	78cm	86cm
M	SIL-TL-MED	96-108cm	74-80cm	84cm	90cm



Walking Harness

WLKH(SIZE)MAL

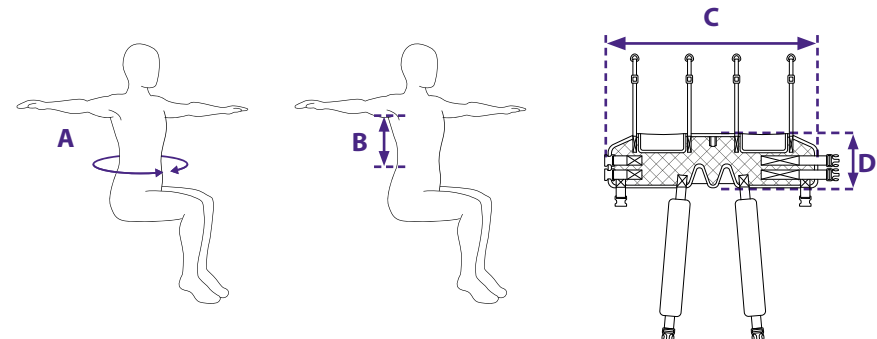
- Fully adjustable tapes
- Simple to apply padded harness
- Additional padding to under arm sections
- Adjustable groin straps with removable comfort covers
- Designed to assist with standing/walking
- Some weight bearing ability recommended
- Wash Temp 85°C/185°F
- Tumble dry low heat (max 50°C)



Product Codes & Specifications



	100% Polyester	A	B	C	D
XXS	WLKHXXSMAL	59-77cm	20cm or over	70cm	22cm
XS	WLKHXSMMAL	77-87cm	22cm or over	79cm	24cm
S	WLKHSMMAL	87-107cm	25cm or over	92cm	27cm
M	WLKHMEDMAL	97-117cm	27cm or over	103cm	28cm
L	WLKHLRGMAL	112-132cm	28cm or over	114cm	28cm
XL	WLKHXLGMAL	125-145cm	30cm or over	126cm	30cm
XXL	WLKHXXLRGMAL	138-158cm	34cm or over	136cm	32cm



Rachel Harness

040

- Light weight mesh jacket harness
- Can be worn for extended periods
- Detachable adjustable sliders to all tapes
- Designed to encourage confidence when standing/sitting
- Some weight bearing ability recommended
- Helps to reduce handling & promote independence
- Wash Temp 85°C/185°F
- Tumble dry low heat (max 50°C)

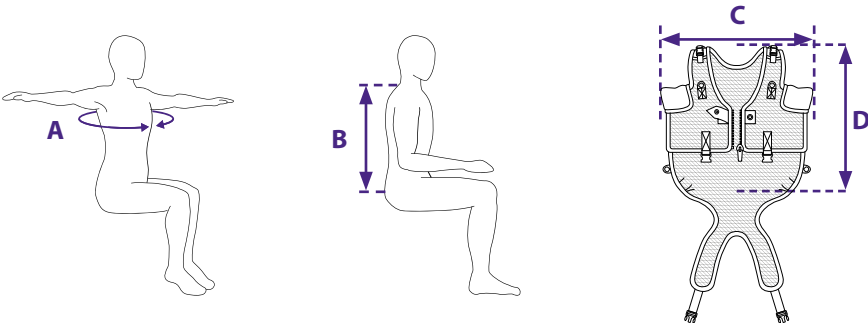


Product Codes & Specifications



	100% Polyester Mesh	A	B	C	D
XXS	040T-XXS	43-59cm	34-38cm	32cm	39cm
XS	040T-XS	59-77cm	38-44cm	37cm	40cm
S	040T-S	77- 87cm	44-50cm	41cm	48cm
M	040T-M	87-107cm	50-57cm	47cm	51cm
L	040T-L	97-117cm	57-64cm	54cm	62cm
XL	040T-XL	112-132cm	64-69cm	61cm	66cm

Please note: If the patient’s measurements do not fit into the sizing above, please contact customerservices@silvalea.com for further advice.



Silva® Jolly Jumper

SILJJ

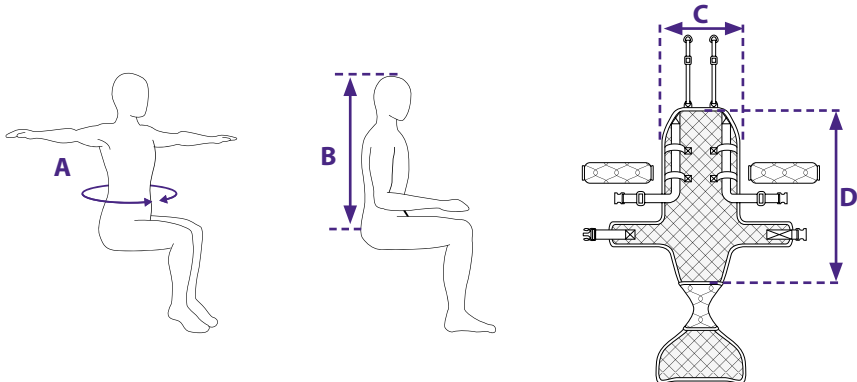
- Good supportive harness
- Only two hoisting straps attached to the top of the head support allowing more freedom for the patient
- This product is supplied with adjustable sliders as standard
- Provides support to improve standing tolerance and independent transfers
- Used for rehabilitation purposes, therapy and inclusion in school & family activities
- Can be used on an overhead hoist or a mobile hoist
- Manufactured in quilted polyester
- Wash Temp 85°C/185°F
- Tumble dry low heat (max 50°C)



Product Codes & Specifications



	100% Polyester	A	B	C	D
XXXS	SILJJXXXS	38-58cm	50-55cm	24cm	47cm
XXS	SILJJXXS	59-77cm	56-62cm	27cm	77cm
XS	SILJJXS	77-87cm	60-66cm	33cm	82cm
S	SILJJS	87-107cm	66-74cm	38cm	87cm
M	SILJJM	97-117cm	74-80cm	43cm	91cm
L	SILJJL	112-132cm	80-88cm	45cm	91m



Stand Up Sling, Loops

- Good general stand aid
- Fully padded
- Hook & loop fastening with clunk-click buckles for patient safety
- Ideal for maintaining mobility and for building strength
- Weight bearing ability required
- Wash Temp 85°C/185°F
- Tumble dry low heat (max 50°C)

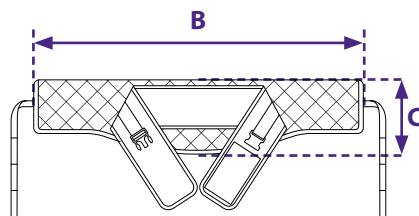
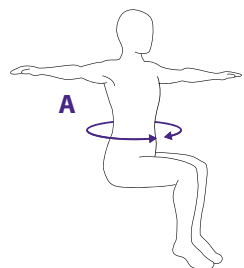
D202(SIZE)LP



Product Codes & Specifications



	100% Polyester	A	B	C
XS	D202XSMLP	77 - 87cm	85cm	17cm
S	D202SMLP	87-107cm	100cm	19cm
M	D202MEDLP	97-117cm	111cm	24cm
L	D202LRGLP	112-132cm	120cm	29cm
XL	D202XLRLP	125-145cm	130cm	34cm
XXL	D202XXLRGLP	138-158cm	142cm	38cm



Soft Chest Stand Aid

- Colour coded loops
- Supportive stand aid with elasticated back
- Non-slip back panel helps prevent sliding within sling
- Suitable for maintaining mobility or rehabilitation
- Soft waist support with hook and loop fixing and two sets of clunk-click buckles for user safety
- Padded underarm rolls for extra comfort
- Patient should have some core stability and weight bearing ability
- Wash Temp 85°C/185°F
- Tumble dry low heat (max 50°C)

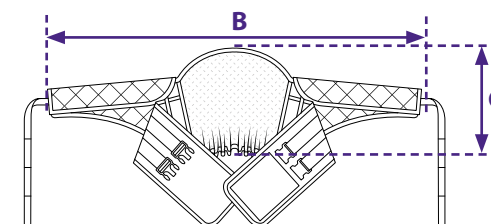
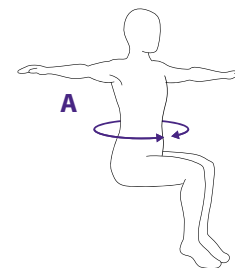
SILSB360



Product Codes & Specifications



	100% Polyester	A	B	C
XS	SILSB360XSM	77 - 87cm	76cm	27cm
S	SILSB360SM	87-107cm	88cm	33cm
M	SILSB360-MED	97-117cm	88cm	33cm
L	SILSB360-LRG	112-132cm	90cm	36cm
XL	SILSB360XLRG	125-145cm	90cm	36cm
XXL	SILSB360XXLRG	138-158cm	99cm	39cm



Transporter Sling

204A

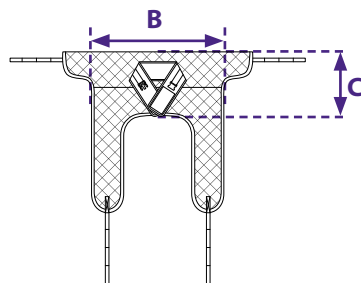
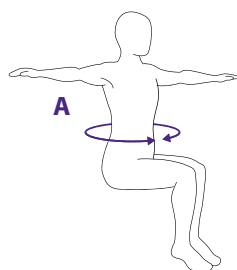
- Sling sits under the arms and supports the upper legs
- Designed to support in a semi-sitting position
- Fully padded for comfort
- Waist support with clunk-click buckle for user safety
- Some weight bearing ability recommended
- Helps assist with standing and the transport of a person from one position to another
- Wash Temp 85°C/185°F
- Tumble dry low heat (max 50°C)



Product Codes & Specifications



	100% Polyester	A	B	C
XS	204AXS	77 - 87cm	84cm	32cm
S	204AS	87-107cm	94cm	34.5cm
M	204AM	97-117cm	104cm	37.5cm
L	204AL	112-132cm	112cm	39.5cm
XL	204AXL	125-145cm	124cm	40.5cm
XXL	204AXXL	138-158cm	135cm	44cm



Bariatric Slings

Since 1993 Silvalea has been the forerunner for providing excellence in the field of patient transfer products.

From this experience Silvalea has identified the problems associated with applying standard sling designs to plus-size (bariatric) body shapes, with untailored designs offering little or no support to the body and result in loose excessive fabric.

The **Silva Supreme Range** has been designed to address challenges and offer options in all aspects of care and has been carefully selected to offer a full transfer solution to healthcare professionals.



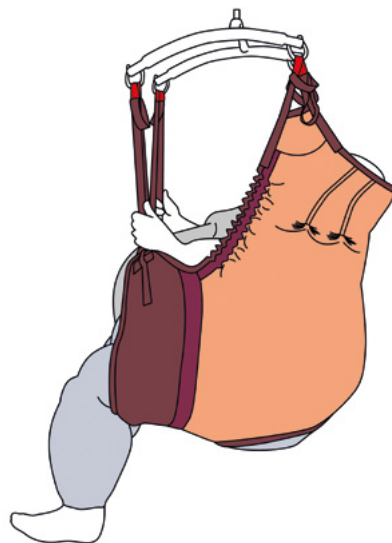
customerservices@silvalea.com
+44 (0)330 024 1045

[silvalea.com](https://www.silvalea.com)

Silva-Supreme Deluxe Short Tucks

M921517

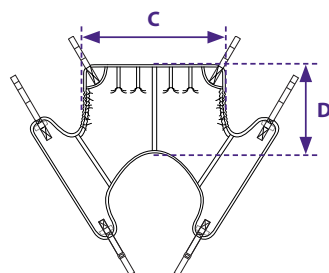
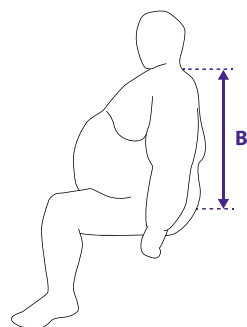
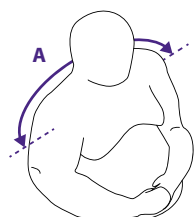
- Short tucks to back section to allow more fullness to main body of sling
- Elasticated sides
- Full supportive sling
- Manufactured in a woven polyester
- Full leg paddles for femur support with easy glide fabric to both sides for ease of application
- Additional inner leg loops to help facilitate optimum pick up positions
- Access for hygiene purposes
- Wash Temp 95°C/203°F
- Tumble dry low heat (max 50°C)



Product Codes & Specifications



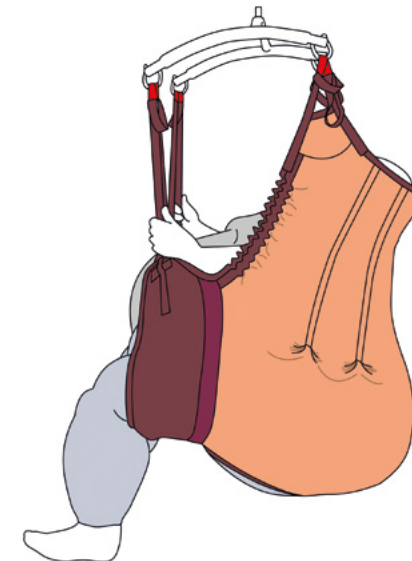
	100% Heavy Duty Polyester	A	B	C	D
1	M921517-1	80-110cm	up to 75cm	109cm	70cm
2	M921517-2	120-140cm	up to 75cm	150cm	70cm



Silva-Supreme Deluxe Long Tucks

M921504

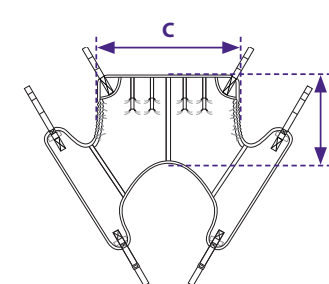
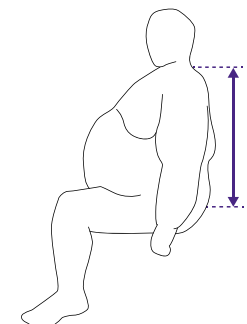
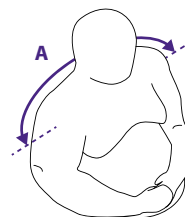
- Long tailoring tucks to main body of sling to support excess weight below the waist
- Elasticated sides
- Full supportive sling
- Manufactured in a woven polyester
- Full leg paddles for femur support with easy glide fabric to both sides for ease of application
- Additional inner leg loops to help facilitate optimum pick up positions
- Access for hygiene purposes
- Wash Temp 95°C/203°F
- Tumble dry low heat (max 50°C)



Product Codes & Specifications



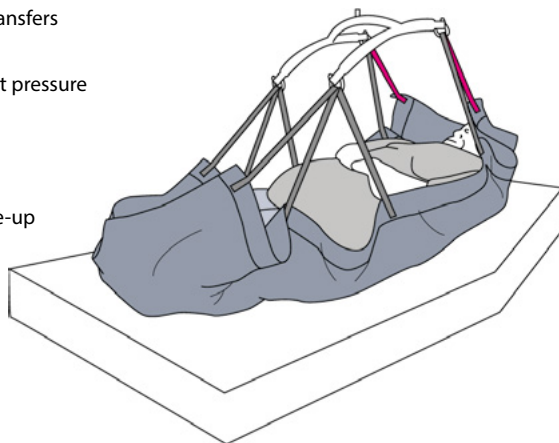
	100% Heavy Duty Polyester	A	B	C	D
1	M921504-1	80-110cm	up to 75cm	109cm	70cm
2	M921504-2	120-140cm	up to 75cm	150cm	70cm



Repositioning Sheet

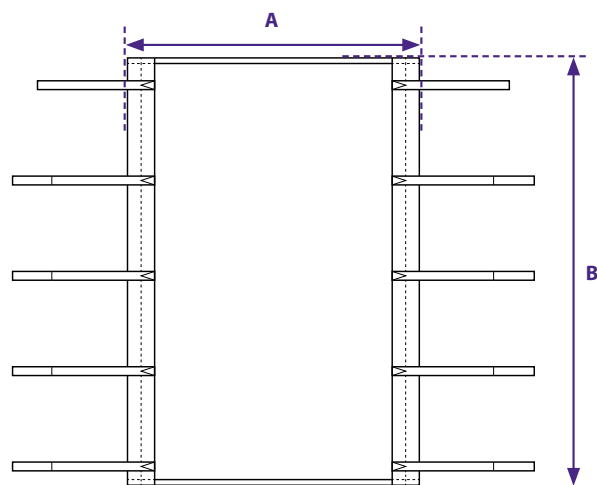
M921522, M921506

- Used for repositioning and lateral transfers
- Used to help with effective pressure management, to reduce and prevent pressure sores
- Constructed with reinforced tapes from the side of the sling
- Can be used as part of the bed make-up when used in combination with a draw sheet
- Generous size making it suitable for all body dimensions
- Wash Temp 95°C/203°F
- Tumble dry low heat (max 50°C)



Product Codes & Specifications

	 SWL 454kg	 SWL 454kg		
	100% Close Weave Polyester – Heavy Duty	100% Polyester Mesh	A	B
One Size	M921522	M921506	132cm	247cm



Bariatric Flat Slide Sheets


B-FLAT

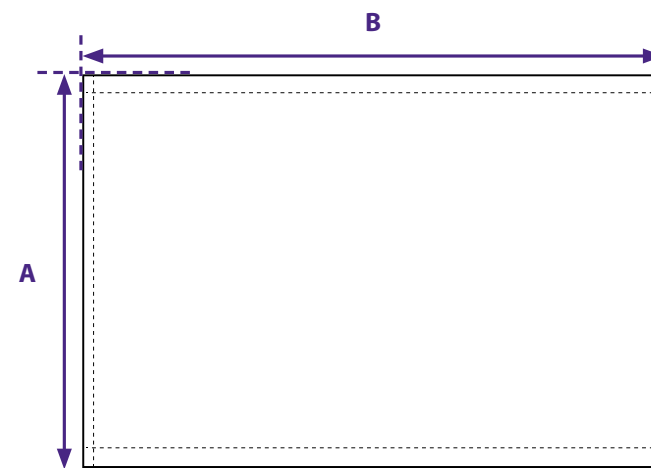
- Used single or in pairs to assist with repositioning
- Reduces the risk of shearing to patient's skin
- Reduces the risk of injury to both users and caregivers
- Used for assisting the insertion and retrieval of a sling
- It is an essential part of a caregiver's kit
- Manufactured from a low friction material which provides gliding properties and reduced shearing forces
- Wash Temp 71°C/159°F
- Do not tumble dry



Colours may vary

Product Codes & Specifications

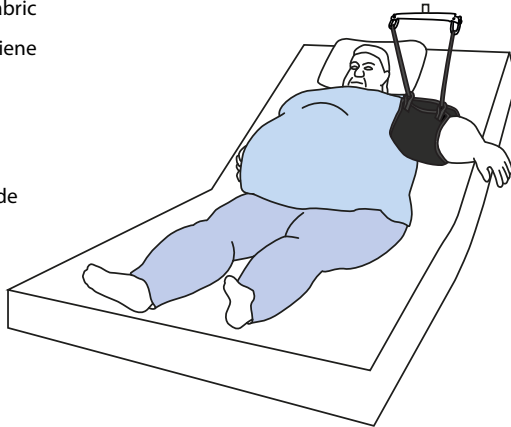
	 100% Nylon with Silicone coating	A	B
One Size	B-FLAT	150cm	200cm



Arm Lifting Support Sling

B-ARM

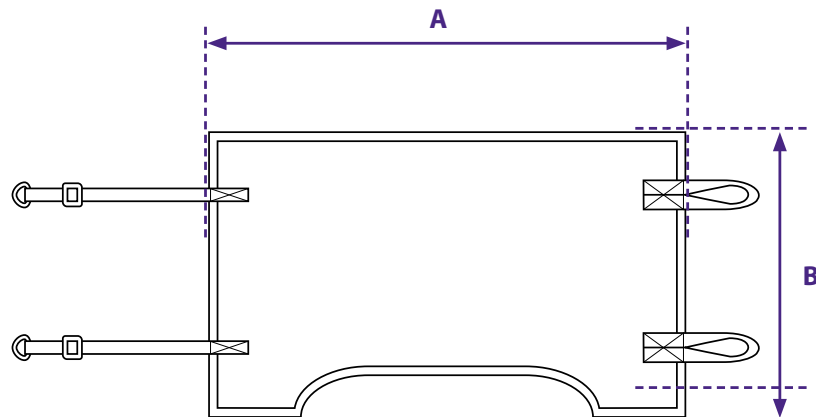
- Manufactured in Silva-Superfine PLUS® fabric
- Helps to gain access to axilla area for hygiene purposes
- Will help support and aid lifting
- Reduces patient/carer handling
- Can be used during a transfer or to provide support during a procedure
- Wash Temp 71°C /159°F
- Tumble dry low heat (max 50°C)



Product Codes & Specifications



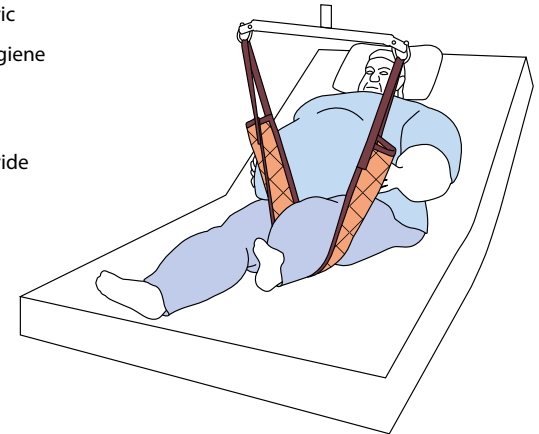
Silva-Superfine PLUS®		A	B
One Size	B-ARM	90cm	45cm



Leg Lifting Support Sling

B-LEG

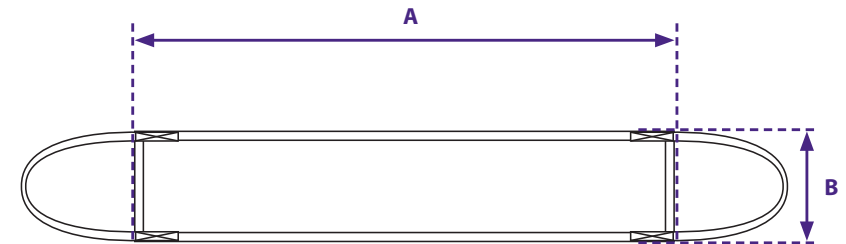
- Manufactured in quilted structured fabric
- Offers additional support for patient hygiene & wound treatment
- Helps to reduce patient/carer handling
- Can be used during a transfer or to provide support during a procedure
- Wash Temp 95°C/203°F
- Tumble dry low heat (max 50°C)



Product Codes & Specifications



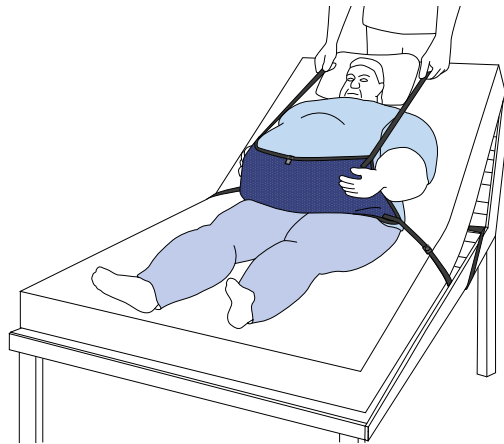
Silva-Superfine PLUS®		A	B
One Size	B-LEG	112cm	21cm



Pannus Support Sling

B-PAN

- Manufactured in Silva-Superfine with COOLMAX® fabric
- Easy to apply
- Helps to gain access for hygiene purposes
- Will help support and aid lifting
- Reduces patient/carer handling
- Wash Temp 71°C/159°F
- Tumble dry low heat (max 50°C)



Product Codes & Specifications

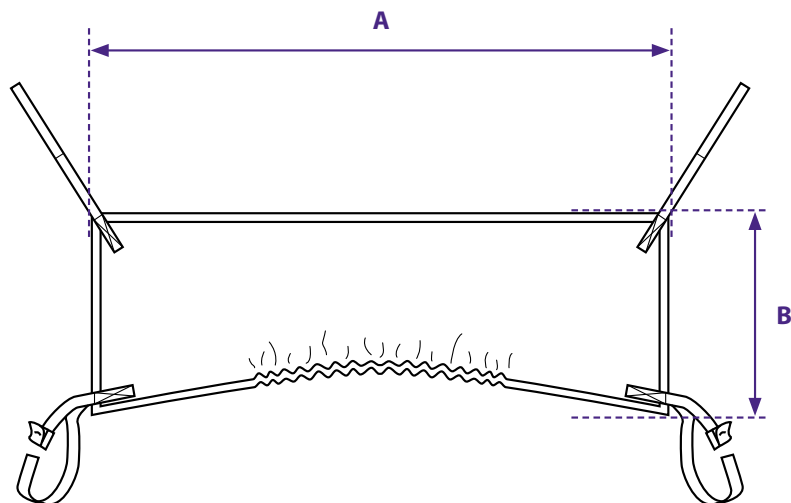


Silva-Superfine
with COOLMAX®

A

B

One Size	B-PAN	98cm	60cm
----------	-------	------	------



Accessories

Silvalea offer a full range of accessories to assist with manual transfers and repositioning of a patient.

Many transfer aids or accessories are used in combination to aid safe effective solutions for different needs.



customerservices@silvalea.com
+44 (0)330 024 1045

silvalea.com

Cylindrical Slide Sheets

SLD


- Used to help slide the patient up or across a surface
- Reduces the risk of shearing to patient’s skin
- Reduces the risk of injury to both users and caregivers
- Used for assisting the insertion and retrieval of a sling
- It is an essential part of a caregiver’s kit
- Manufactured from a low friction material which provides gliding properties and reduced shearing forces
- Wash Temp 71°C/159°F
- Do not tumble dry



Product Codes & Specifications



	100% Polyester silicone coated	A	B
Standard	SLDSND-P	122cm	68cm
Universal	SLDUNI-P	87cm	68cm
Long	SLDL-P	145cm	68cm
Wide	SLDB-P	120cm	100cm
X-Long	SLDXL	198cm	68cm



Cylindrical Slide Sheets (Taped Edges)

SLDT

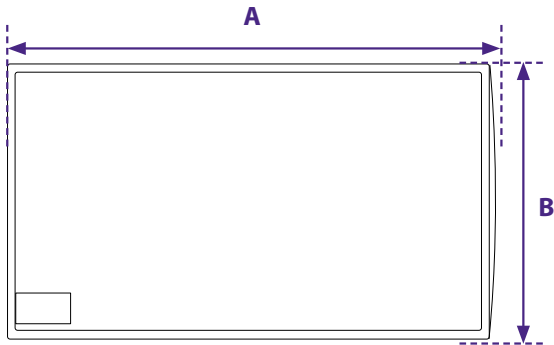
- Taped edge to assist with repositioning
- Used to help slide the patient up or across a surface
- Reduces the risk of shearing to patient’s skin
- Reduces the risk of injury to both users and caregivers
- Used for assisting the insertion and retrieval of a sling
- It is an essential part of a caregiver’s kit
- Manufactured from a low friction material which provides gliding properties and reduced shearing forces
- Wash Temp 71°C/159°F
- Do not tumble dry



Product Codes & Specifications



	100% Polyester silicone coated	A	B
Standard	SLDSNDT	122cm	68cm
Long	SLDLT	145cm	68cm
Wide	SLDBT	120cm	100cm



One-Way Slide Sheets

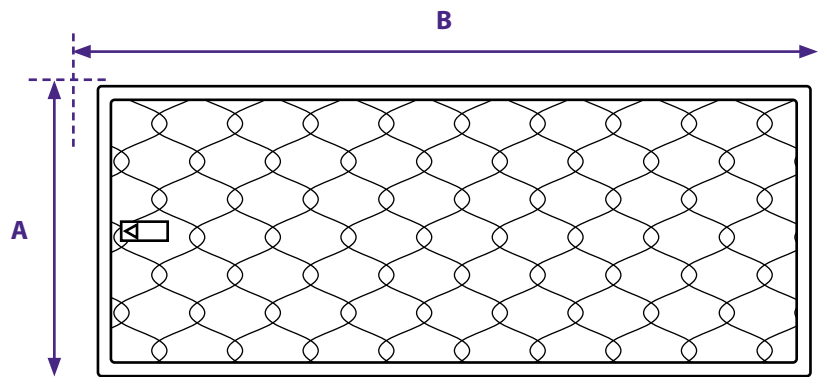
WSLD

- Quilted tubular design
- Designed to slide into position then lock, preventing patient from slipping within chair/ bed
- The sheet will only slide in one direction and will offer complete grip on the return
- This locking mechanic will not diminish during washing
- Designed to be used on most surfaces including fabric
- Wash Temp 71°C/159°F
- Tumble dry low heat (max 50°C)



Product Codes & Specifications

	Polyester and Nylon	A	B
S	WSLDSM	37cm	43cm
M	WSLDMED	45cm	45cm
L	WSLDLRG	60cm	80cm



Emergency Slide Sheets

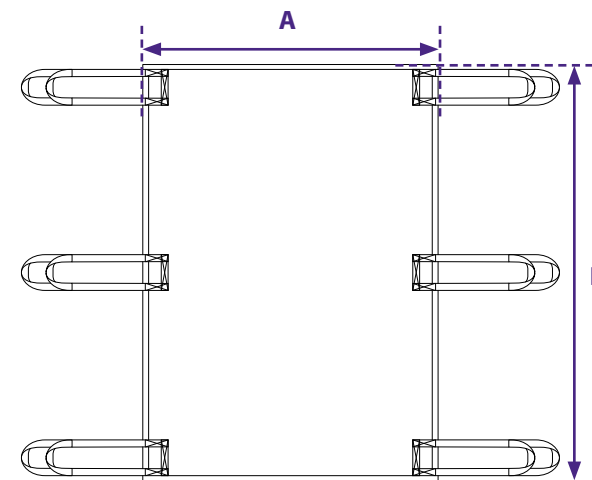
187

- Manufactured using a silicone coated heavy duty nylon material
- Full length sheet with three handles either side
- Used to aid a fallen patient in tight spaces
- Used to manually transfer a patient where a hoist cannot be accessed
- Reduces the risk of injury to both users and caregivers
- Minimum of two people are required for safe transfer
- Wash Temp 71°C/159°F
- Do Not Tumble dry



Product Codes & Specifications

	Silicone coated heavy duty nylon	A	B
One Size	187	100cm	190cm




Slide Mitts (Pair)

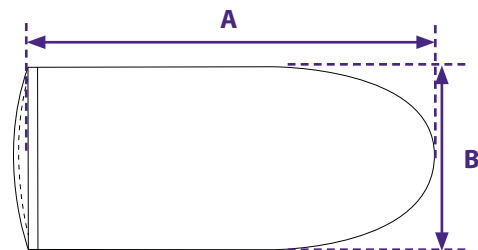
SLDMITT

- Reduces the risk of shearing to the patient's skin
- Used to assist with the insertion of a sling
- Can be used singularly or in pairs
- Manufactured from a low friction material which provides gliding properties and reduced shearing forces
- Wash Temp 71°C/159°F
- Do Not Tumble Dry



Product Codes & Specifications

			
100% Polyester silicone coated			
A B			
One Size	SLDMITT	50cm	19cm



Repositioning Sheet

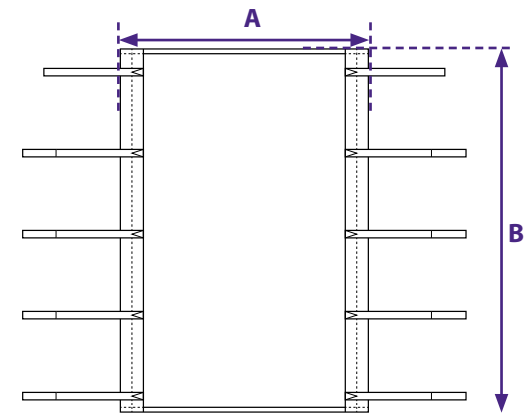
M921522, M921506

- Used for repositioning and lateral transfers
- Used to help with effective pressure management, to reduce and prevent pressure sores
- Constructed with reinforced tapes from the side of the sling
- Can be used as part of the bed make-up when used in combination with a draw sheet
- Generous size making it suitable for all body dimensions
- Wash Temp 85°C/185°F
- Tumble dry low heat (max 50°C)



Product Codes & Specifications

 			
SWL 454kg			
100% Close Weave Polyester – Heavy Duty 100% Polyester Mesh			
A B			
One Size	M921522	M921506	132cm 247cm



Bradbury Turner

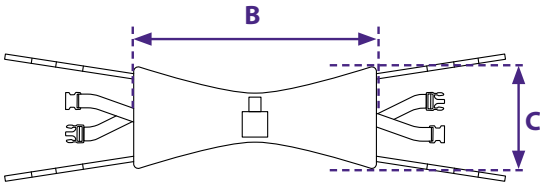
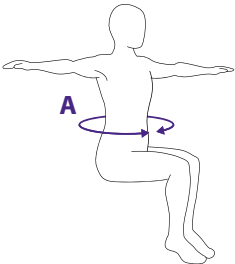
CC390

- Easy to apply
- Enables caregivers to turn a patient onto their side with minimum handling
- Turning can be carried out either side of the bed without re-inserting the sling
- Webbing loops on all four corners of the Bradbury Turner allow the device to be attached to hoist from either side of the bed
- Designed to turn and support the patient on their side
- Clunk-click buckle secures to bed frame providing greater safety
- Wash Temp 85°C/185°F
- Tumble dry low heat (max 50°C)



Product Codes & Specifications

100% Polyester		A	B	C
One Size	CC390	up to 158cm	108cm	46cm



Deluxe Safety Belt Standard

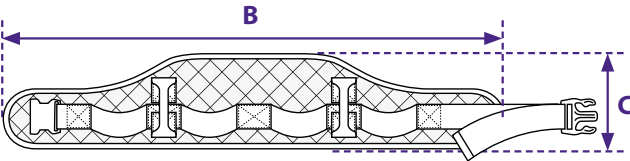
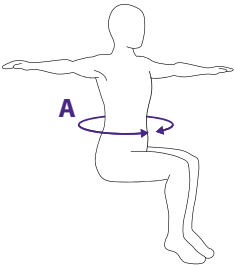
193

- Used for rehabilitation to help maintain patient's mobility
- Often used in combination with other transfer accessories
- Can be used to assist with exercise and mobility
- Non-slip fabric on inner belt to help keep in position and prevent slipping
- Wash Temp 71°C/159°F
- Do Not Tumble dry



Product Codes & Specifications


	Polyester and Nylon	A	B	C
Small to Medium	193S2M	87-107cm	90cm	15cm
Standard	193SND	97-117cm	100cm	15cm
Medium to Large	193M2L	112-132cm	106cm	16cm



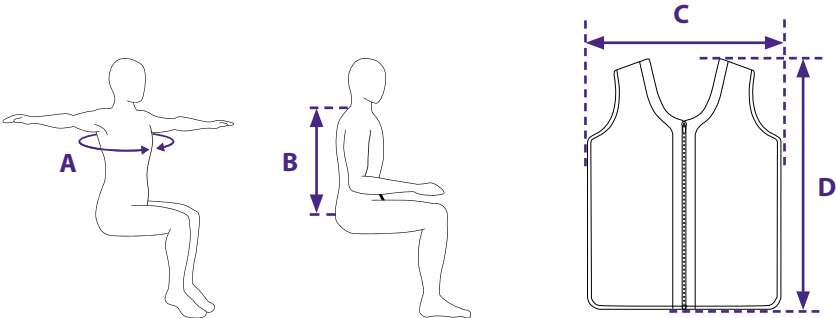
Walk Assist Jacket

- Designed to assist an ambulant patient with an unstable gait
- The jacket has soft handles positioned to enable the carers to offer some postural support and avoid grabbing clothing/limbs
- Carers can assist from behind or at the sides
- Ideal to assist those using walking sticks/frame
- Easy to apply like a jacket with zip fastening and side zips to allow expansion for outer clothing
- Wash Temp 85°C/185°F
- Tumble dry low heat (max 50°C)

Product Codes & Specifications



	100% Polyester Mesh	A	B	C	D
XXS	SIL-WALK-XXSM	59-77cm	44-50cm	41cm	53cm
XS	SIL-WALK-XSM	77 - 87cm	50-57cm	45cm	58cm
S	SIL-WALK-SM	87-107cm	57-64cm	49cm	62cm
M	SIL-WALK-MED	97-117cm	64-69cm	53cm	72cm
L	SIL-WALK-LRG	112-132cm	69-74cm	59cm	83cm




SIL-WALK



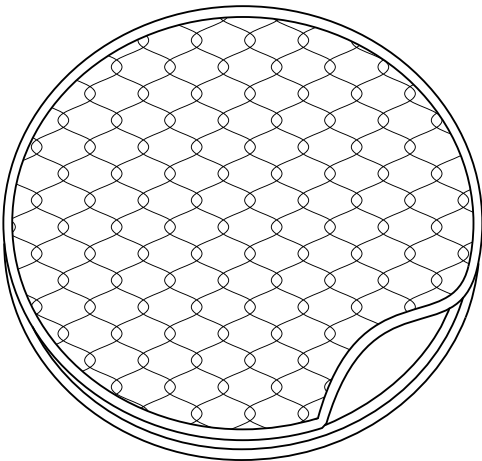
Turning Disc

- Soft pivot disc
- Used either with assistance or unassisted for seated transfers
- Suitable for homecare use
- Manufactured using low friction fabric with central pivot for ease of rotation
- Wash Temp 40°C/104°F
- Do not Tumble Dry

Product Codes & Specifications



Polyester and Nylon	Diameter
TDSCS36	36cm
TDSCS41	41cm




TDSCS





Materials




Silvalea materials are carefully sourced and tested to ensure that the patients comfort and safety needs are met.

Silvalea launched the Silva-Superfine COOLMAX® in 2005, a lightweight but durable COOLMAX® mesh, perfect for in-situ use and thin enough to fit behind the tightest of moulded wheelchairs and seating equipment.



Silvalea extended the Silva-Superfine range to offer the Silva-Superfine® PLUS (spacer) in 2012.



customerservices@silvalea.com
+44 (0)330 024 1045

silvalea.com

Fabric construction

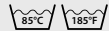


Polyester

SWL: 220kg/35 stone/485lbs

Standard Colour: Grey

Polyester is a strong and durable fabric. It produces a solid hard wearing sling. Can be used for bathing but may retain water. 100% Polyester. Recommend good quality liquid non-biological detergent.



85°C/185°F Wash temp



Tumble dry low heat (max 50°C/122°F)

Poly Mesh

SWL: 220kg/35 stone/485lbs

Standard Colour: Grey


Poly Mesh is a strong and durable fabric. Generally used for bathing and hygiene slings. The open weave allows water to drain through the fabric and dry more quickly. 100% Polyester. Recommend good quality liquid non-biological detergent.



85°C/185°F Wash temp



Tumble dry low heat (max 50°C/122°F)



Woven Polyester (Continental)

SWL: 220kg/35 stone/485lbs

Standard Colours: Flesh Pink/Apricot Tan

Woven Polyester is a strong structured polyester sling fabric. Its natural glide and slide feature allows for ease of application. 'Continental' Slings are manufactured in this fabric. 100% Polyester. Recommend good quality liquid non-biological detergent.



85°C/185°F Wash temp



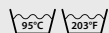

Tumble dry low heat (max 50°C/122°F)

Heavy Duty Polyester (Bariatric Range)

SWL: 500kg/78 stone/1102lbs

Standard Colours: Apricot Tan

Heavy Duty Polyester is a strong woven structured polyester fabric. Used for bariatric slings. Its natural glide and slide helps assist with sling application. 100% Polyester. Recommend good quality liquid non-biological detergent.




95°C/203°F Wash temp



Tumble dry low heat (max 50°C/122°F)

Fabric construction



Silva-Superfine with COOLMAX®

SWL Single Layer: 64kg/10 stone/140lbs

Standard Colour: Navy

SWL Double Layer: 220kg/35 stone/485lbs

Silva-Superfine with COOLMAX® is a lightweight fabric. Ideal for in-situ use. Fabric is designed to wick moisture away from the body and keeping patient feeling cool and dry. This fabric has 2 way stretch that moulds to the patient. This fabric is suitable for bathing. Wash bag provided. Avoid Velcro. 100% polyester. Recommend good quality liquid non-biological detergent.



71°C/159°F Wash temp




Tumble dry low heat (max 50°C/122°F)

Silva-Superfine® PLUS

SWL: 220kg/35 stone/485lbs

Standard Colour: Black


Silva-Superfine® PLUS fabric is a 3D compression spacer fabric. Helps to redistribute weight and reduce pressure build-up. This fabric has a 2 way stretch that moulds to the patient. This fabric is suitable for bathing. Avoid Velcro. 100% Polyester. Recommend good quality liquid non-biological detergent.



71°C/159°F Wash temp



Tumble dry low heat (max 50°C/122°F)



Polyester with Silicone Coating (slide sheet fabric)

SWL: N/A

Standard Colours: Yellow/Red/Blue

Polyester with Silicone Coating is a low friction silicone material. Gliding properties help reduce shearing. Ideal for Slide Sheets and Slide Mitts. 100% Nylon.



71°C/159°F Wash temp



Do not tumble dry

PRODUCT GUIDANCE AND ADVICE



Product Training

Silvalea has been offering **product training and assessment** support for nearly 30 years.

From our purpose-built studio—complete with gantry and mobile hoists, along with a full range of slings—training and demonstrations can be delivered via various streaming platforms straight to your device, wherever you may be. Our varied sessions cover all styles and applications along with more detailed user applications.

These live and interactive sessions enable us to communicate directly and in real-time providing a valuable resource to clients around the world.

Our e-assessments can be organised quickly and efficiently, to a time suitable for you and your patient enabling us to assist with complex scenarios and discuss options.

Subscribe to our YouTube Channel for our latest training videos.

[youtube.com/@SilvaleaLtdYT](https://www.youtube.com/@SilvaleaLtdYT)

customerservices@silvalea.com
+44 (0)330 024 1045

[silvalea.com](https://www.silvalea.com)

Notes

Notes



If you'd like to know more about any of the products in this brochure, our extended sling range, tailor-made options or hoists and gantries by Savaria, please don't hesitate to contact us:

customerservices@silvalea.com
+44 (0)330 024 1045

silvalea.com

Follow us on social media to keep up-to-date on upcoming training sessions as well as all Silvalea news and product promotions.



COOLMAX® is a registered trademark of LYCRA®.
D-anserclip® is a registered trademark of Silvalea Ltd
Silva-Superfine® is a registered trademark. Silvalea is the exclusive licensee of the trademark.
Silva® is a registered trademark. Silvalea is the exclusive licensee of the trademark.
Silva-Safety Slot® is a registered trademark of Silvalea Ltd
Silvalea® is a registered trademark. Silvalea is the exclusive licensee of the trademark.





Silverhills Buildings
Decoy Industrial Estate
Newton Abbot
Devon TQ12 5LZ
United Kingdom

email: customerservices@silvalea.com

telephone: +44 (0)330 024 1045

Copyright © 2023 Silvalea Ltd. All Rights Reserved.

Company Registration 4350939

VAT no. 797412786

Version no. 1562



Cert No. 6982B3K