



# ACUTE

Product Brochure  
2023



**Since 1993, Silvalea has been at the forefront of the patient sling market,** designing and manufacturing a wide portfolio of transfer solutions. Silvalea can provide a range of everyday standard slings, transfer accessories and stand-assist transfer products widely used within an acute setting. The products within this catalogue have been selected to facilitate an easy transition of care from acute to community. The comprehensive offerings of Silvalea are founded in over 25 years of innovation in fabric and design with both caregiver and patient in mind.

Today, Silvalea is proudly part of the Savaria Corporation with North American distribution of its products through the Savaria group of companies.

Whether the need is complex or an off-the-shelf sling, Silvalea has a solution.

For more information on the products featured in this catalogue, please click on the images to be directed to the product web pages.

**customerservices@silvalea.com**  
**+44 (0)330 024 1045**

**silvalea.com**

## Contents

<b>Quality Control</b>	<b>3</b>	<b>Hoists by Savaria</b>	<b>32</b>
		Fixed Lifters	33
		Portable Lifters	34
		Bariatric Lifters	35
<b>Clip Fixing Slings</b>	<b>4</b>	<b>Silva Care</b>	<b>36</b>
High Easy Sling	5	Air Comfort Deluxe V2 Chair	37
In-Situ High Easy	6	Foot Rest for Air Comfort Deluxe V2 Chair	38
In-situ High Easy All in One	7	Lap Belt for Air Comfort Deluxe V2 Chair	39
Rigid Stand Aid Sling, Clips	8	Meal Tray for Air Comfort Deluxe V2 Chair	40
<b>Loop Fixing Slings</b>	<b>9</b>	<b>Materials</b>	<b>41</b>
Fastfit Padded Leg Sling	10	Fabric construction	42
Fastfit Deluxe Sling	11	Fabric construction	43
Universal High Back	12	<b>Testimonials</b>	<b>44</b>
In-situ Recline Sling	13	<b>Sling Shape Selector</b>	<b>48</b>
In-situ Recline HS	14		
Stand Up Sling, Loops	15		
Walking Harness	16		
<b>Specialised Slings</b>	<b>17</b>		
Birthing Manual Sling	18		
Stretcher Sling	19		
<b>Bariatric Slings</b>	<b>20</b>		
Silva-Supreme Deluxe Short Tucks	21		
Silva-Supreme Deluxe Long Tucks	22		
Repositioning Sheet	23		
Pannus Support Sling	24		
Bariatric Flat Slide Sheets	25		
<b>Accessories</b>	<b>26</b>		
Bradbury Turner	27		
Emergency Slide Sheets	28		
Cylindrical Slide Sheets	29		
Slide Mitts (Pair)	30		
Stability Aid	31		



## Quality Control

In our ongoing dedication to design and manufacture 'best-in-class' products, Silvalea have invested in a suite of testing equipment ensuring our compliance with ISO 10535:2021 and demonstrating our commitment to quality control.

Our bespoke load testing machine enables us to test our products to their safe working loads and put them through rigorous usage tests to provide confidence in each sling design.

Silvalea have exacting wash test procedures for all fabrics and components used in our designs. These ensure our materials meet the required specifications of industry standards and of our customers.

Every tailor-made sling is subject to thorough testing and our stock items receive regular quality checks throughout the production process and prior to despatch.

**customerservices@silvalea.com**  
**+44 (0)330 024 1045**

[silvalea.com](https://www.silvalea.com)



## Clip Fixing Slings

The Silvalea Universal D-anserclip® fits many of the leading hoist models within the UK and European markets, allowing greater interchangeability between varying clip hoists.

Safety "Click-on Click-off" action ensures a physical click is heard on the application of the spreader bar.

All moving parts are internal to the clip ensuring greater durability during the lifetime of the patient sling.



[customerservices@silvalea.com](mailto:customerservices@silvalea.com)  
+44 (0)330 024 1045

[silvalea.com](http://silvalea.com)

## High Easy Sling

- Full body sling with head support
- Divided padded leg sections
- Removable head support stiffeners
- Ideal for general transfers
- Small aperture for hygiene purposes
- Universal clip fixings
- Wash Temp 85°C/185°F
- Tumble dry low heat (max 50°C)

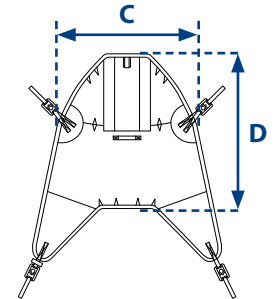
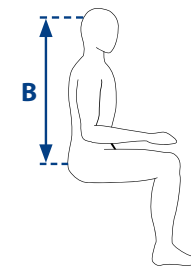
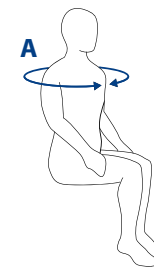
## HY(SIZE)CP



## Product Codes & Specifications



	100% Polyester	100% Polyester Mesh	A	B	C	D
XXXS	HYAXXXSMCP	HYBXXSMCP	56-66cm	50-55cm	57cm	60cm
XXS	HYAXSMCP	HYBXSMCP	66-76cm	56-62cm	60cm	69cm
XS	HYAXSMCP	HYBXSMCP	76-86cm	60-66cm	63cm	79cm
S	HYASMCP	HYBSMCP	86-96cm	66-74cm	70cm	87cm
M	HYAMEDCP	HYBMEDCP	96-108cm	74-80cm	81cm	93cm
L	HYALRGCP	HYBLRGCP	108-130cm	80-88cm	93cm	96cm
XL	HYAXLRGCP	HYBXLRGCP	130-144cm	88-100cm	103cm	102cm
XXL	HYAXXLRGCP	HYBXXLRGCP	144-160cm	96-104cm	111cm	105cm





## In-Situ High Easy

- Designed to provide full body & head support on transfer
- Adjustable integral head support with removable stiffeners
- Easy to apply with low-friction fabric to leg areas for ease of application
- Soft binding as standard
- Universal clip fixing
- Once the patient has been transferred, this sling can be left in-situ, subject to an appropriate risk assessment
- Wash Temp 71°C/159°F
- Tumble dry low heat (max 50°C)

## HYAD



## Product Codes & Specifications



	Silva-Superfine PLUS®	Silva-Superfine® with COOLMAX®	Silva-Superfine® with COOLMAX® Double Layer	A	B	C	D
XXS	HYADFXSMCP	HYADSFXXSMCP	HYADSFCDLXXSMCP	66-76cm	56-62cm	66cm	64cm
XS	HYADFXSMCP	HYADSFXXSMCP	HYADSFCDLXSCP	76-86cm	60-66cm	68cm	69cm
S	HYADFSMCP	HYADSFCSMCP	HYADSFCDLSMCP	86-96cm	66-74cm	76cm	77cm
M	HYADFMEDCP	HYADSFMEDCP	HYADSFCDLMEDCP	96-108cm	74-80cm	86cm	84cm
L	HYADFLRGCP	-	HYADSFCDLLRGCP	108-130cm	80-88cm	98cm	93cm
XL	HYADFXLRGCP	-	HYADSFCDLXLRGCP	130-144cm	88-100cm	102cm	104cm
XXL	HYADFXLRGCP	-	-	144-160cm	96-104cm	120cm	108cm

## In-situ High Easy All in One

- Designed to provide full body & head support on transfer
- Apply on the bed or in a supine position
- Suitable for amputee scenarios
- Soft binding as standard
- Universal clip fixing
- Once the patient has been transferred, this sling can be left in-situ, subject to an appropriate risk assessment
- Wash Temp 71°C/159°F
- Tumble dry low heat (max 50°C)

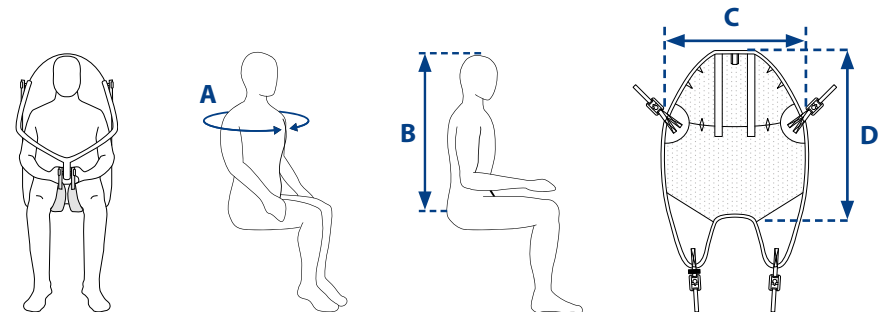
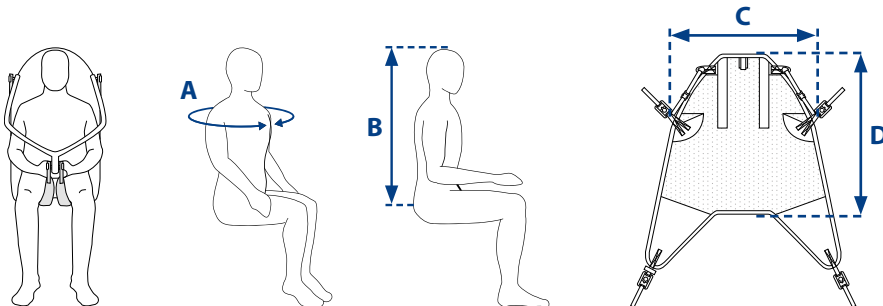
## DA-HYA2



## Product Codes & Specifications



	Silva-Superfine PLUS®	A	B	C	D
XXS	DA-HYA2-F-XXS	66-76cm	56-62cm	66cm	83cm
XS	DA-HYA2-F-XS	76-86cm	60-66cm	68cm	88cm
S	DA-HYA2-F-S	86-96cm	66-74cm	76cm	98cm
M	DA-HYA2-F-M	96-108cm	74-80cm	86cm	107cm
L	DA-HYA2-F-L	108-130cm	80-88cm	98cm	112cm
XL	DA-HYA2-F-XL	130-144cm	88-100cm	102cm	118cm
XXL	DA-HYA2-F-XXL	144-160cm	96-104cm	120cm	124cm



## Rigid Stand Aid Sling, Clips

DA-AS112

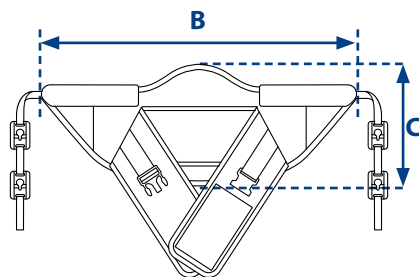
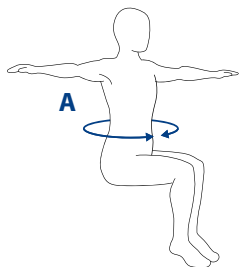
- Semi rigid corset style stand aid
- Deep back design providing additional support
- Clunk-click buckle and hook and loop fixing waist support for additional safety
- Suitable for maintaining mobility or rehabilitation
- Padded underarm rolls for extra comfort
- Patient should have some core stability and weight bearing ability
- Wash Temp 85°C/185°F
- Tumble dry low heat (max 50°C)



## Product Codes & Specifications



	100% Polyester	A	B	C
XS	DA-AS112-XS	77 - 87cm	63cm	29cm
S	DA-AS112-S	87-107cm	74cm	32cm
M	DA-AS112-M	97-117cm	88cm	37cm
L	DA-AS112-L	112-132cm	98cm	42cm
XL	DA-AS112-XL	125-145cm	110cm	49cm
XXL	DA-AS112-XXL	138-158cm	120cm	52.5cm



## Loop Fixing Slings



**Standard loop options** are compatible with 'coat hanger (loop) hoists' only and are popular for standard patient transfer slings. Multiple colour coded internal loops offer maximum flexibility when positioning patients. This ensures optimum accuracy of application for caregivers as the coloured positions can be recorded as part of a care plan for consistency.

**Silva-Safety Slots®** options are a unique, patented solution that replace the standard loops on patient transfer slings with a strong, durable, slotted webbing. Vibrant pick-up colours ensure the accuracy of application by caregivers.

The elimination of loops helps reduce risks associated with loops being caught in machinery (hoists or chairs) or creating a trip hazard when a sling is placed onto the floor.

The streamlined Silva-Safety Slots® ensure less bulk for those using in-situ slings where space is limited in wheelchairs and other seating options.

**customerservices@silvalea.com**  
**+44 (0)330 024 1045**

**silvalea.com**

## Fastfit Padded Leg Sling

S2

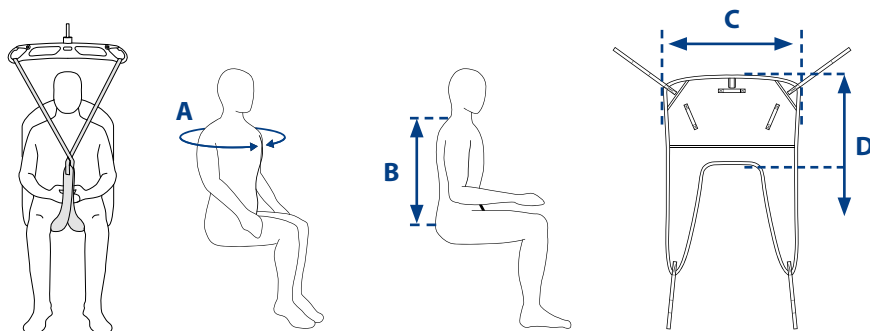
- Full body supportive sling
- Divided padded leg sections
- Ideal for general transfers
- Small aperture for hygiene purposes
- Colour coded tapes
- Wash Temp 85°C/185°F
- Tumble dry low heat (max 50°C)



### Product Codes & Specifications



	100% Polyester	100% Polyester Mesh	A	B	C	D
XXXS	S2AXXS	S2BXXS	56-66cm	34-38cm	60cm	40cm
XXS	S2AXXS	S2BXXS	66-76cm	38-44cm	67cm	46cm
XS	S2AXS	S2BXS	76-86cm	44-50cm	77cm	51cm
S	S2ASM	S2BSM	86-96cm	50-57cm	89cm	58cm
M	S2AMED	S2BMED	96-108cm	57-64cm	103cm	67cm
L	S2ALRG	S2BLRG	108-130cm	64-69cm	119cm	70cm
XL	S2AXLRG	S2BXLRG	130-144cm	69-74cm	129cm	77cm
XXL	S2AXXLRG	S2BXXLRG	144-160cm	69-74cm	140cm	77cm



## Fastfit Deluxe Sling

S3

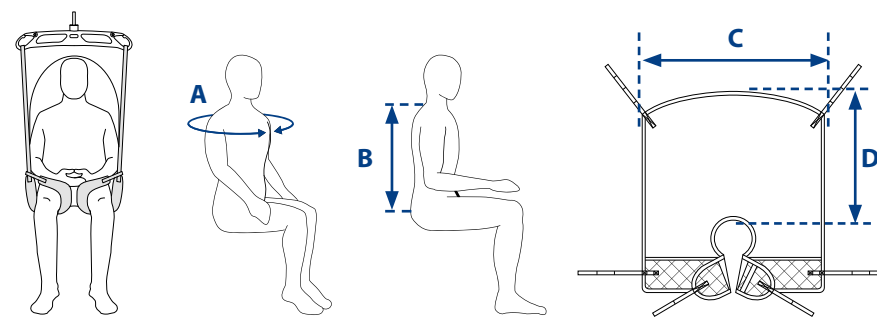
- Full body supportive sling
- Padded leg sections provide full femur support
- Ideal for general transfers
- Small aperture for hygiene purposes
- Colour coded tapes
- Wash Temp 85°C/185°F
- Tumble dry low heat (max 50°C)



### Product Codes & Specifications



	100% Polyester	100% Polyester Mesh	A	B	C	D
XXXS	S3AXXS	S3BXXS	56-66cm	34-38cm	60cm	54cm
XXS	S3AXXS	S3BXXS	66-76cm	38-44cm	70cm	60cm
XS	S3AXS	S3BXS	76-86cm	44-50cm	80cm	65cm
S	S3ASM	S3BSM	86-96cm	50-57cm	89cm	65cm
M	S3AMED	S3BMED	96-108cm	57-64cm	98cm	67cm
L	S3ALRG	S3BLRG	108-130cm	64-69cm	110cm	76cm
XL	S3AXLRG	S3BXLRG	130-144cm	69-74cm	124cm	83cm
XXL	S3AXXLRG	S3BXXLRG	144-160cm	69-74cm	135cm	86cm



## Universal High Back

CCR400P

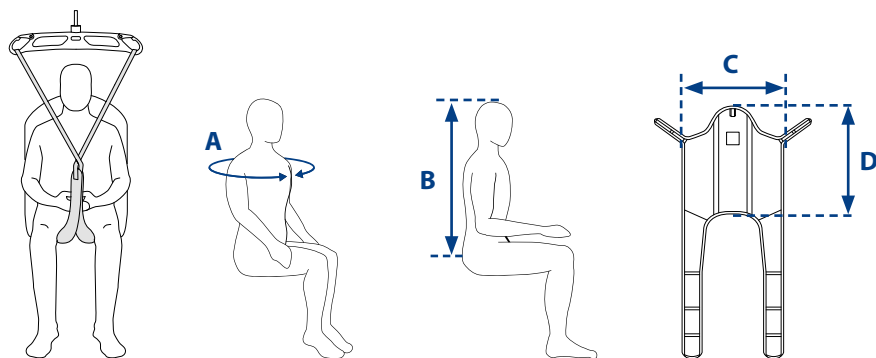
- Divided leg sling offering full body & head support
- Full length removable stiffeners
- Manufactured in structured polyester
- Option of a detachable elasticated chest support
- Padding to the leg sections providing comfort
- Wash Temp 85°C/185°F
- Tumble dry low heat (max 50°C)



### Product Codes & Specifications




	100% Polyester	A	B	C	D
<b>XS</b>	<b>CCR400PXS</b>	76-86cm	60-66cm	73cm	81cm
<b>S</b>	<b>CCR400PS</b>	86-96cm	66-74cm	82cm	87cm
<b>M</b>	<b>CCR400PM</b>	96-108cm	74-80cm	92cm	92cm
<b>L</b>	<b>CCR400PL</b>	108-130cm	80-88cm	102cm	95cm
<b>XL</b>	<b>CCR400PXL</b>	130-144cm	88-100cm	117cm	101cm



## In-situ Recline Sling

F15

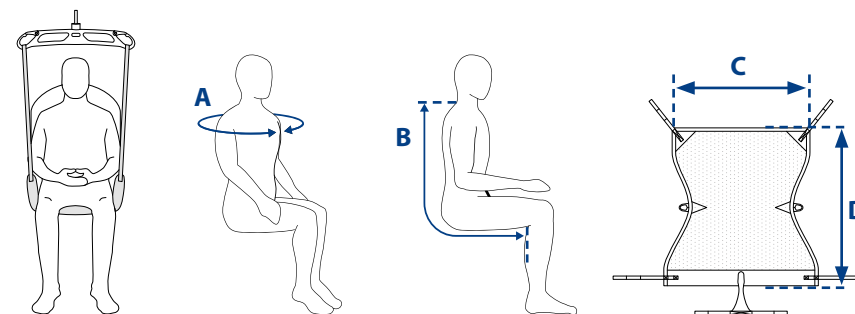
- Designed to provide closed leg full body support on transfer
- Gives reclined patient transfer position
- Suitable for amputee scenarios
- Pommel strap for additional comfort and safety
- To be applied in supine position
- Soft binding as standard
- Fixed colour coded loops or Silva-Safety Slot® tapes
- Once the patient has been transferred, this sling can be left in-situ, subject to an appropriate risk assessment
- Wash Temp 71°C/159°F
- Tumble dry low heat (max 50°C)



### Product Codes & Specifications



	Silva-Superfine PLUS®	A	B	C	D
<b>XXS</b>	<b>F155FPXXS</b>	66-76cm	78-81cm	60cm	69cm
<b>XS</b>	<b>F155FPXS</b>	76-86cm	81-92cm	70cm	75cm
<b>S</b>	<b>F155FPXS</b>	86-96cm	92-104cm	78cm	83cm
<b>M</b>	<b>F155FPM</b>	96-108cm	104-116cm	88cm	93cm
<b>L</b>	<b>F155FPL</b>	108-130cm	116-128cm	108cm	106cm
<b>XL</b>	<b>F155FPXL</b>	130-144cm	128-140cm	118cm	117cm
<b>XXL</b>	<b>F155FPXXL</b>	144-160cm	128-140cm	132cm	137cm





## In-situ Deluxe Leg Sling HS

S16

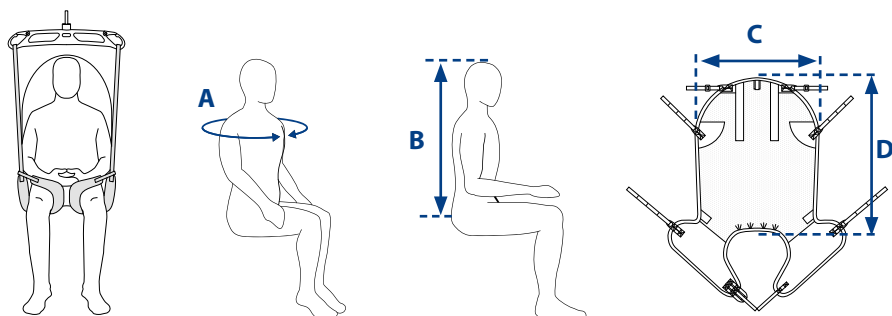
- Designed to provide full body support on transfer
- Adjustable integral head support with removable stiffeners
- Shaped leg sections provide full femur & hip support
- Easy to apply with low-friction fabric to leg areas for ease of application
- Soft binding as standard
- Fixed colour coded loops or Silva-Safety Slot® tapes
- Once the patient has been transferred, this sling can be left in-situ, subject to an appropriate risk assessment
- Wash Temp 71°C/159°F
- Tumble dry low heat (max 50°C)



### Product Codes & Specifications



	Silva-Superfine PLUS®	Silva-Superfine® with COOLMAX®	Silva-Superfine® with COOLMAX® Double Layer	A	B	C	D
XXXS	S16FXXXS	S16SFCXXXSM	–	56-66cm	50-55cm	56cm	60cm
XXS	S16FXXS	S16SFCXXSM	–	66-76cm	56-62cm	64cm	65cm
XS	S16FXSM	S16SFCXSM	–	76-86cm	60-66cm	73cm	70cm
S	S16FSM	S16SFCSM	S16CDLS	86-96cm	66-74cm	80cm	78cm
M	S16FMED	S16SFCMED	S16CDLM	96-108cm	74-80cm	90cm	86cm
L	S16FLRG	–	S16CDLL	108-130cm	80-88cm	97cm	94cm
XL	S16FXLRG	–	S16CDLXL	130-144cm	88-100cm	114cm	103cm
XXL	S16FXXLRG	–	S16CDLXXL	144-160cm	96-104cm	120cm	107cm



## Stand Up Sling, Loops

D202(SIZE)LP

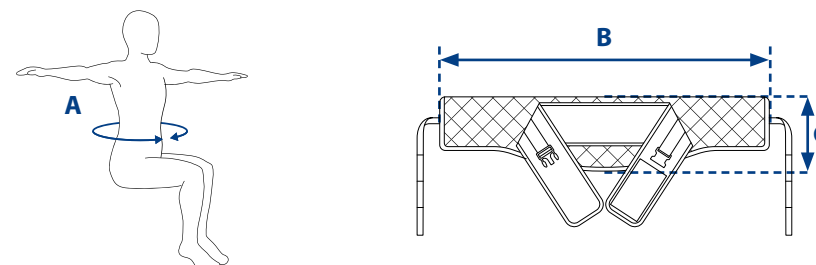
- Good general stand aid
- Fully padded
- Hook & loop fastening with clunk-click buckles for patient safety
- Ideal for maintaining mobility and for building strength
- Weight bearing ability required
- Wash Temp 85°C/185°F
- Tumble dry low heat (max 50°C)



### Product Codes & Specifications



	100% Polyester	A	B	C
XS	D202XSMLP	77 - 87cm	85cm	17cm
S	D202SMLP	87-107cm	100cm	19cm
M	D202MEDLP	97-117cm	111cm	24cm
L	D202LRGLP	112-132cm	120cm	29cm
XL	D202XLRLP	125-145cm	130cm	34cm
XXL	D202XXLRGLP	138-158cm	142cm	38cm



## Walking Harness

- Fully adjustable tapes
- Simple to apply padded harness
- Additional padding to under arm sections
- Adjustable groin straps with removable comfort covers
- Designed to assist with standing/walking
- Some weight bearing ability recommended
- Wash Temp 85°C/185°F
- Tumble dry low heat (max 50°C)

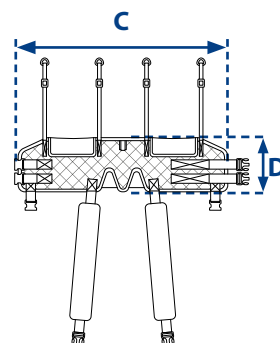
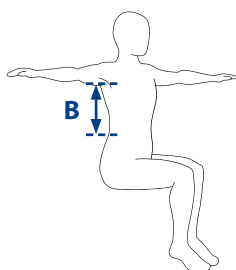
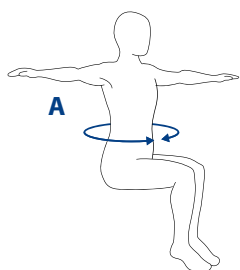
WLKH(SIZE)MAL



## Product Codes & Specifications



	100% Polyester	A	B	C	D
XXS	WLKHXXSMAL	59-77cm	20cm or over	70cm	22cm
XS	WLKHXSMMAL	77-87cm	22cm or over	79cm	24cm
S	WLKHSMMAL	87-107cm	25cm or over	92cm	27cm
M	WLKHMEDMAL	97-117cm	27cm or over	103cm	28cm
L	WLKHLRGMAL	112-132cm	28cm or over	114cm	28cm
XL	WLKHXLGMAL	125-145cm	30cm or over	126cm	30cm
XXL	WLKHXXLRGMAL	138-158cm	34cm or over	136cm	32cm



## Specialised Slings



Silvalea has an international reputation for developing innovative products in the patient transfer market. Our range of specialised slings have been developed to answer specific patient transfer needs.



By working with medical specialists, it has allowed Silvalea to offer a wide range of solutions that meet the needs of complex body shapes.

The following range of products have been successfully used for many years and cover a wide range of scenarios within the acute setting.



[customerservices@silvalea.com](mailto:customerservices@silvalea.com)  
+44 (0)330 024 1045

[silvalea.com](http://silvalea.com)

## Manual Birthing Sling



BIRTH1

- The Manual Birthing Sling is an emergency evacuation sling specifically designed for the birthing pool
- A soft mesh fabric with large holes allows for quick water drainage
- Colour coded grab handles allow for ease of identification and positioning
- This is a manual handling aid and the correct manual handling practices should be followed
- Hoistable version available
- Wash Temp 85°C/185°F
- Tumble dry low heat (max 50°C)



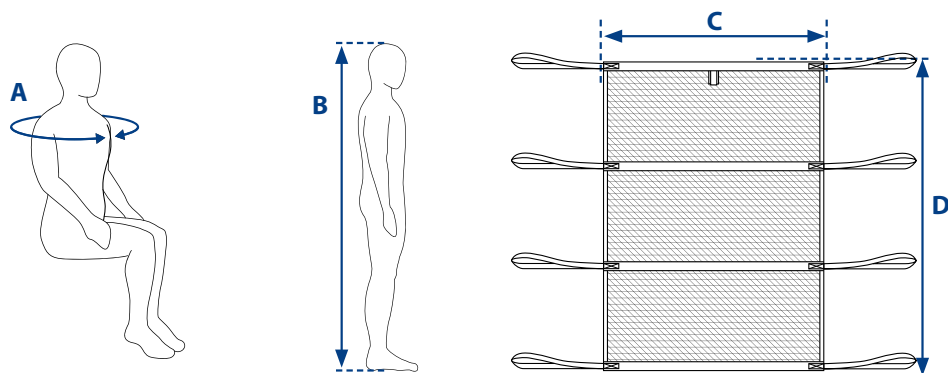
## Product Codes & Specifications



NB: 220kg SWL is for the product.  
Strict Manual Handling Regulations must be applied when in use.



	100% Polyester Mesh	A	B	C	D
ONE SIZE	BIRTH1	up to 140cm	up to 160cm	110cm	173cm



## Stretcher Sling

033B

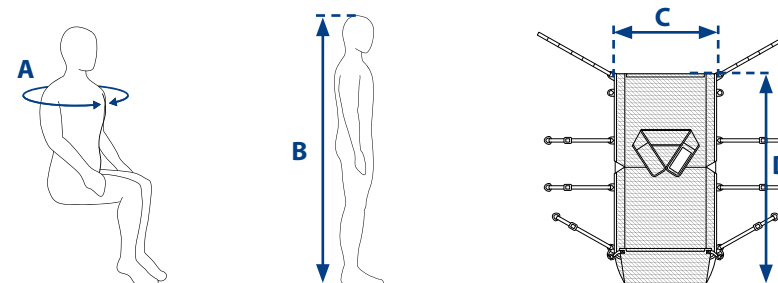
- Full body supportive stretcher sling
- Supine position achievable
- Creates full body stability
- Supplied with removable adjustable soft neck roll and waist support
- Boards can be removed when laundering
- Sling is manufactured in mesh
- Wash Temp 85°C/185°F
- Tumble dry low heat (max 50°C)



## Product Codes & Specifications



	100% Polyester Mesh	A	B	C	D
S	033BS	86-96cm	100-120cm	70cm	130cm
M	033BM	96-108cm	120-160cm	80cm	178cm
L	033BL	108-130cm	160-190cm	89cm	204cm



## Bariatric Slings

Since 1993 Silvalea has been the forerunner for providing excellence in the field of patient transfer products.

From this experience Silvalea has identified the problems associated with applying standard sling designs to plus-size (bariatric) body shapes, with untailored designs offering little or no support to the body and result in loose excessive fabric.

The **Silva Supreme Range** has been designed to address challenges and offer options in all aspects of care and has been carefully selected to offer a full transfer solution to healthcare professionals.

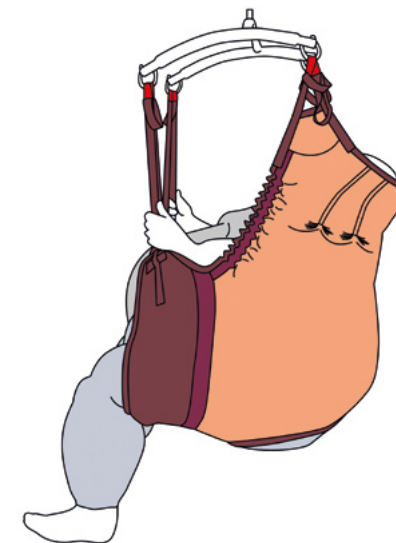
[customerservices@silvalea.com](mailto:customerservices@silvalea.com)  
+44 (0)330 024 1045

[silvalea.com](http://silvalea.com)

## Silva-Supreme Deluxe Short Tucks

M921517

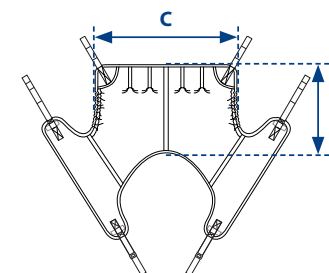
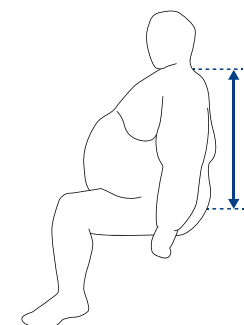
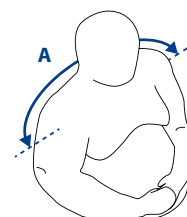
- Short tucks to back section to allow more fullness to main body of sling
- Elasticated sides
- Full supportive sling
- Manufactured in a woven polyester
- Full leg paddles for femur support with easy glide fabric to both sides for ease of application
- Additional inner leg loops to help facilitate optimum pick up positions
- Access for hygiene purposes
- Wash Temp 95°C/203°F
- Tumble dry low heat (max 50°C)



## Product Codes & Specifications



	100% Heavy Duty Polyester	A	B	C	D
1	M921517-1	80-110cm	up to 75cm	109cm	70cm
2	M921517-2	120-140cm	up to 75cm	150cm	70cm






## Silva-Supreme Deluxe Long Tucks

- Long tailoring tucks to main body of sling to support excess weight below the waist
- Elasticated sides
- Full supportive sling
- Manufactured in a woven polyester
- Full leg paddles for femur support with easy glide fabric to both sides for ease of application
- Additional inner leg loops to help facilitate optimum pick up positions
- Access for hygiene purposes
- Wash Temp 95°C/203°F
- Tumble dry low heat (max 50°C)

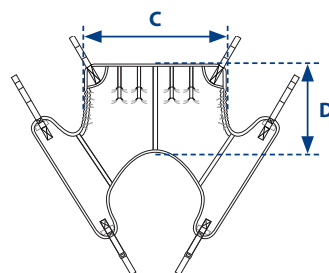
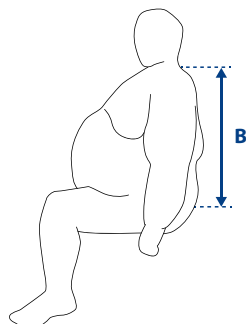
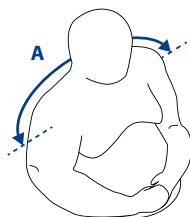
M921504



### Product Codes & Specifications



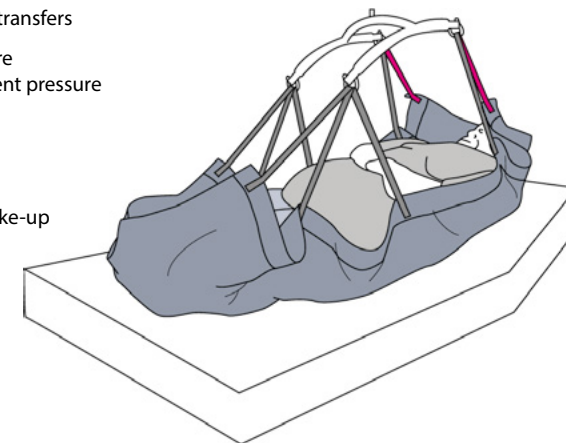
	100% Heavy Duty Polyester	A	B	C	D
1	M921504-1	80-110cm	up to 75cm	109cm	70cm
2	M921504-2	120-140cm	up to 75cm	150cm	70cm



## Repositioning Sheet

M921522, M921506

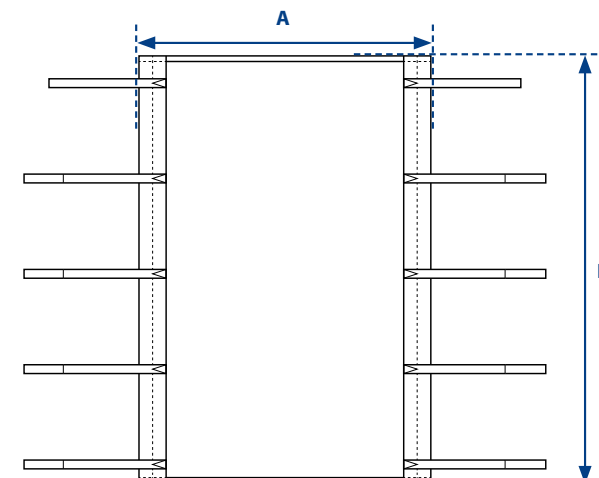
- Used for repositioning and lateral transfers
- Used to help with effective pressure management, to reduce and prevent pressure sores
- Constructed with reinforced tapes from the side of the sling
- Can be used as part of the bed make-up when used in combination with a draw sheet
- Generous size making it suitable for all body dimensions
- Wash Temp 95°C/203°F
- Tumble dry low heat (max 50°C)



### Product Codes & Specifications



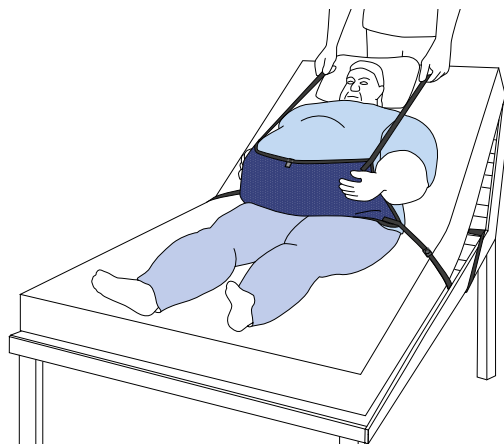
	100% Close Weave Polyester – Heavy Duty	100% Polyester Mesh	A	B
One Size	M921522	M921506	132cm	247cm




## Pannus Support Sling

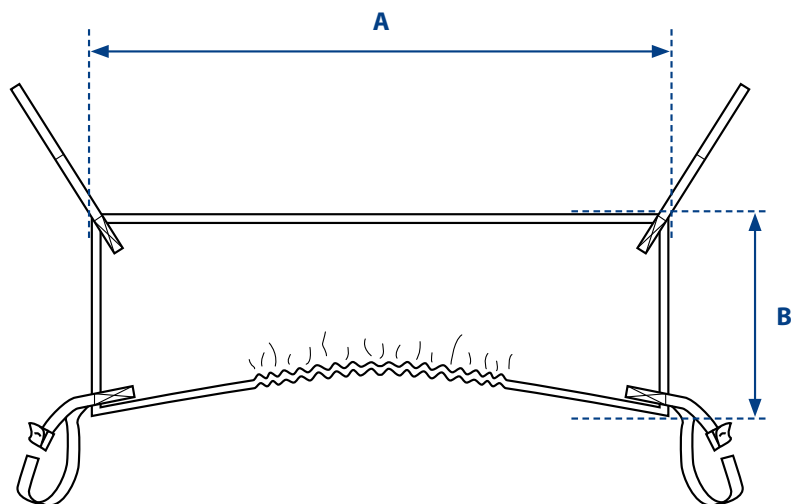
### B-PAN

- Manufactured in Silva-Superfine with COOLMAX® fabric
- Easy to apply
- Helps to gain access for hygiene purposes
- Will help support and aid lifting
- Reduces patient/carer handling
- Wash Temp 71°C/159°F
- Tumble dry low heat (max 50°C)



### Product Codes & Specifications

<div>  <div> <b>Silva-Superfine with COOLMAX®</b> </div> </div>			
One Size	B-PAN	A	B
		98cm	60cm



## Bariatric Flat Slide Sheets

### B-FLAT

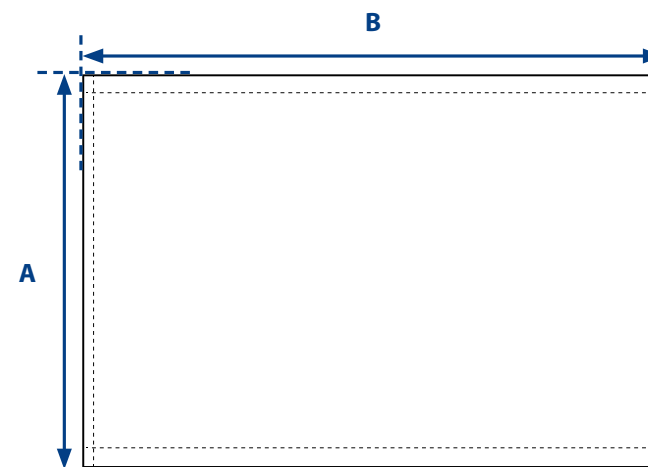
- Used single or in pairs to assist with repositioning
- Reduces the risk of shearing to patient's skin
- Reduces the risk of injury to both users and caregivers
- Used for assisting the insertion and retrieval of a sling
- It is an essential part of a caregiver's kit
- Manufactured from a low friction material which provides gliding properties and reduced shearing forces
- Wash Temp 71°C/159°F
- Do not tumble dry



Colours may vary

### Product Codes & Specifications

<div>  <div> <b>100% Nylon with Silicone coating</b> </div> </div>			
One Size	B-FLAT	A	B
		150cm	200cm







## Accessories

Silvalea offer a full range of accessories to assist with manual transfers and repositioning of a patient.

Many transfer aids or accessories are used in combination to aid safe effective solutions for different needs.



[customerservices@silvalea.com](mailto:customerservices@silvalea.com)  
+44 (0)330 024 1045

[silvalea.com](http://silvalea.com)

## Bradbury Turner

CC390

- Easy to apply
- Enables caregivers to turn a patient onto their side with minimum handling
- Turning can be carried out either side of the bed without re-inserting the sling
- Webbing loops on all four corners of the Bradbury Turner allow the device to be attached to hoist from either side of the bed
- Designed to turn and support the patient on their side
- Clunk-click buckle secures to bed frame providing greater safety
- Wash Temp 85°C/185°F
- Tumble dry low heat (max 50°C)

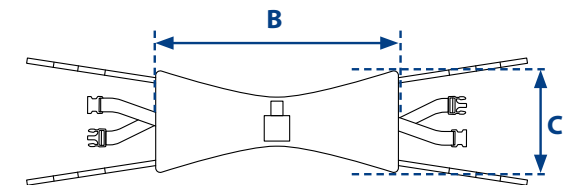
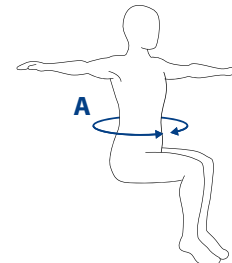


## Product Codes & Specifications



SWL  
220kg

	100% Polyester	A	B	C
One Size	CC390	up to 158cm	108cm	46cm



## Emergency Slide Sheets

187

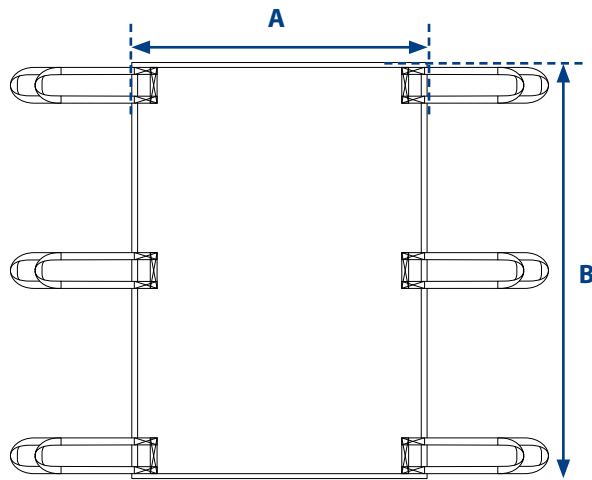
- Manufactured using a silicone coated heavy duty nylon material
- Full length sheet with three handles either side
- Used to aid a fallen patient in tight spaces
- Used to manually transfer a patient where a hoist cannot be accessed
- Reduces the risk of injury to both users and caregivers
- Minimum of two people are required for safe transfer
- Wash Temp 71°C/159°F
- Do Not Tumble dry



### Product Codes & Specifications



	Silicone coated heavy duty nylon	A	B
One Size	187	100cm	190cm



## Cylindrical Slide Sheets

SLD


- Used to help slide the patient up or across a surface
- Reduces the risk of shearing to patient's skin
- Reduces the risk of injury to both users and caregivers
- Used for assisting the insertion and retrieval of a sling
- It is an essential part of a caregiver's kit
- Manufactured from a low friction material which provides gliding properties and reduced shearing forces
- Wash Temp 71°C/159°F
- Do not tumble dry



### Product Codes & Specifications



	100% Polyester silicone coated	A	B
Standard	SLDSND-P	122cm	68cm
Universal	SLDUNI-P	87cm	68cm
Long	SLDL-P	145cm	68cm
Wide	SLDB-P	120cm	100cm
X-Long	SLDXL	198cm	68cm





## Slide Mitts (Pair)

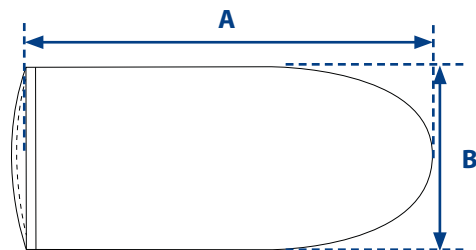
SLDMITT

- Reduces the risk of shearing to the patient's skin
- Used to assist with the insertion of a sling
- Can be used singularly or in pairs
- Manufactured from a low friction material which provides gliding properties and reduced shearing forces
- Wash Temp 71°C/159°F
- Do Not Tumble Dry



## Product Codes & Specifications

	100% Polyester silicone coated	A	B
One Size	SLDMITT	50cm	19cm



## Stability Aid

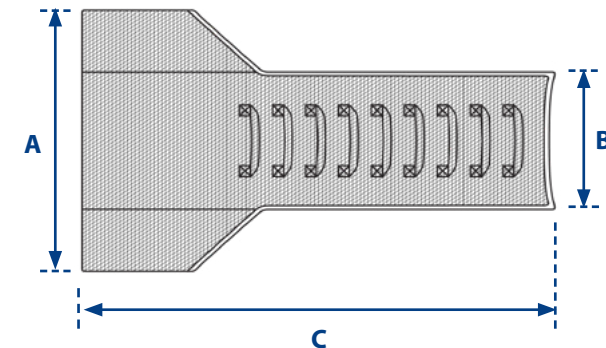
SS2

- Manual Handling Aid designed to assist patients to sit up after therapy
- Quick and easy to apply
- The simple slip over cover has hand grips along its length allowing patients to help themselves sit upright
- Alternative to a rope ladder
- Minimises potential injury to healthcare professional
- Helps to improve efficiency within radiotherapy and imaging departments
- Made in One size and can be used on CT, MRI and PET scanners as well as trolleys stretchers, beds, examination couches and even operating tables
- Wash Temp 85°C
- Tumble dry on a low heat



## Product Codes & Specifications

	Grey Polyester mesh	A	B	C
One Size	SS2	90cm	40cm	183cm





## Hoists by Savaria

Designed by long time industry experts, our R&D team knew that we could make a better product by looking at the details and questioning how to improve everything.

**Savaria hoists** offer faster lift speeds, are powerfully light—up to 35% lighter than leading competitors—and incredibly strong.



The SureClip system by Savaria opens out providing a more foolproof method of securing a sling to the portable hoist or spreader bar of the fixed hoist. A simple, but powerful detail for added safety.



Our hoists and controls are intuitive from the first touch with simple, clear buttons to move the lift up, down or side to side. Without extraneous electronics to break down or cause user confusion, the hoist elegantly and reliably performs its tasks.

**customerservices@silvalea.com**  
**+44 (0)330 024 1045**

[silvalea.com](http://silvalea.com)

## Fixed Lifters

- **Clip System:** Safety catches on spreader bar open outward to help stop the hoist loop from slipping away from the hoist during attachment
- **More cycles on one charge:** 50% more cycles than industry average
- **Power:** fast lift speed
- **Durable handset:** splash resistant
- **Quicker charging time:** less than 2 hours for complete charge
- **Greener:** no lead acid disposal issues and longer battery life
- **Long lasting:** Lithium-Ion Battery, longer battery life of at least 5 years



 **savaria.**



## Portable Lifters

- **Long lasting:** Lithium-Ion Battery, longer battery life of at least 5 years
- **More cycles on one charge:** 50% more cycles than industry average
- **Quicker charging time:** less than 2 hours for complete charge
- **Greener:** no lead acid disposal issues and longer battery life
- **Power:** fast lift speed
- **Easily movable:** can be unhooked and moved to another room easily
- **Durable handset:** splash resistant
- **Emergency:** on/off shut down switch
- **Hoist Reacher:** available for ease of application to the gantry
- **SureClip System:** Safety catches on spreader bar open outward to help stop the hoist loop from slipping away from the hoist during attachment

**SWL**  
130kg

**SWL**  
200kg

 **savaria.**



## Bariatric Lifters

- **Motorized lift rotation:** superior manoeuvrability even in tight spaces
- **Lithium-ion battery:** delivers faster lifting speeds and a long battery life of up to 5 years
- **Built-in constant charging:** the lift is always ready to use
- **Compatible:** with current Savaria track profiles
- **Unique 4-point tilting spreader bar:** provides enhanced patient positioning comfort during transfers

**SWL**  
363kg

**SWL**  
454kg

**SWL**  
544kg

 **savaria.**





## Silva Care

Silva Care by Silvalea is our new home of high-end equipment distributed exclusively by Silvalea to compliment our patient handling sling portfolio.

The equipment chosen will be in line with our highest standards of quality and our internal technical team will ensure all guidelines in manufacturing and design are met, giving peace of mind to our global distribution partners and end users alike.

This new range of complimentary equipment will be formed over the coming years as we source and develop the best possible solutions for our partners throughout the world.

**customerservices@silvalea.com**  
**+44 (0)330 024 1045**

**silvalea.com**

## Air Comfort Deluxe V2 Chair

- Patented Airgonomic Seating System providing comfort and pressure redistribution.
- Fully adjustable wings and drop down arms for easy side transfers.
- Adjustable and removable head rest.
- Adjustable back recline, seat tilt and leg rest.
- 3 x locking castors and 1 x locking directional castor.
- Replaceable covers and parts.
- Wipe clean with mild disinfectant wipes.
- Accessories such as meal tray, foot rest and lap belt are also available.



## SC-CHAIR

## Product Codes & Specifications



	Wipe Clean Fabric	SWL	B (Seat Width)	C (Overall length)
<b>Small</b>	<b>SC-CHAIR-SML</b>	180kg/392lb/28st	43cm	100cm
<b>Standard</b>	<b>SC-CHAIR-SND</b>	180kg/392lb/28st	47cm	113cm
<b>Max</b>	<b>SC-CHAIR-MAXI</b>	300kg/661lb/47st	72cm	136cm





## Foot Rest: Air Comfort Deluxe V2 Chair

A059055

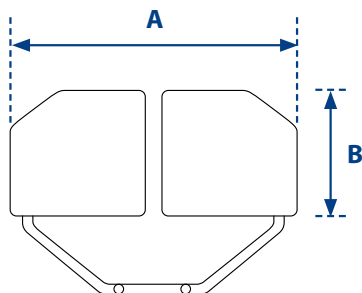
- Fully adjustable
- Soft foam for comfort
- Easy wipe clean surface
- Colour match material
- Flip up pads
- Removable covers



### Product Codes & Specifications



	Wipe clean fabric	A	B
One Size	A059055	45cm	21cm



## Lap Belt: Air Comfort Deluxe V2 Chair

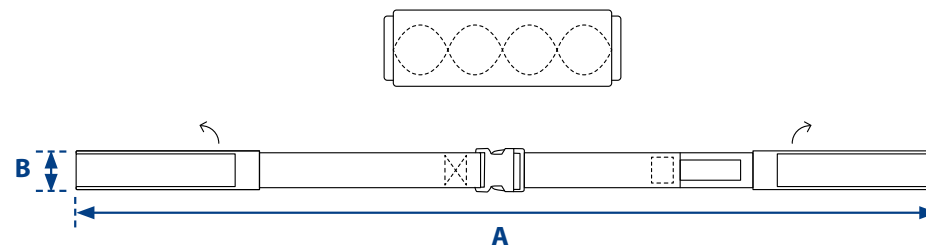
LSTRAP

- Simple to attach
- Hook and Loop fastening
- Clunk-Click buckle closure
- Adjustable
- Detachable quilted cover giving comfort from the Clunk-Click buckle



### Product Codes & Specifications

	100% Polyester webbing	A	B
One Size	LSTRAP	145cm	5cm



# Meal Tray: Air Comfort Deluxe V2 Chair

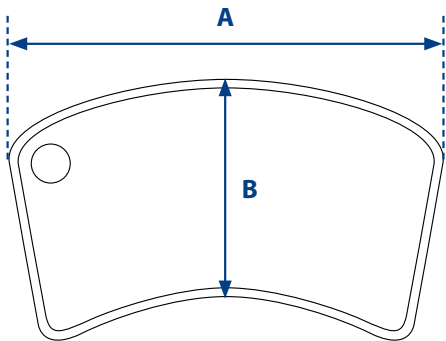
A059035

- Formed plastic top with anti-drip rim
- Moulded drinks area
- Adjustable table fittings
- Folds for easy storage
- Easy wipe clean surface




## Product Codes & Specifications

	Laminated wood	A	B
One Size	A059035	72cm	37cm




## Materials




**Silvalea materials** are carefully sourced and tested to ensure that the patients comfort and safety needs are met.

Silvalea launched the Silva-Superfine COOLMAX® in 2005, a lightweight but durable COOLMAX® mesh, perfect for in-situ use and thin enough to fit behind the tightest of moulded wheelchairs and seating equipment.



Silvalea extended the Silva-Superfine range to offer the Silva-Superfine® PLUS (spacer) in 2012.



**customerservices@silvalea.com**  
**+44 (0)330 024 1045**

**silvalea.com**

## Fabric construction



### Polyester

SWL: 220kg/35 stone/485lbs Standard Colour: Grey

Polyester is a strong and durable fabric. It produces a solid hard wearing sling. Can be used for bathing but may retain water. 100% Polyester. Recommend good quality liquid non-biological detergent.



85°C/185°F Wash temp

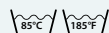


Tumble dry on low heat (max 50°C/122°F)

### Poly Mesh

SWL: 220kg/35 stone/485lbs Standard Colour: Grey


Poly Mesh is a strong and durable fabric. Generally used for bathing and hygiene slings. The open weave allows water to drain through the fabric and dry more quickly. 100% Polyester. Recommend good quality liquid non-biological detergent.



85°C/185°F Wash temp



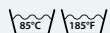
Tumble dry on low heat (max 50°C/122°F)



### Woven Polyester (Continental)

SWL: 220kg/35 stone/485lbs Standard Colours: Flesh Pink/Apricot Tan

Woven Polyester is a strong structured polyester sling fabric. Its natural glide and slide feature allows for ease of application. 'Continental' Slings are manufactured in this fabric. 100% Polyester. Recommend good quality liquid non-biological detergent.



85°C/185°F Wash temp



Tumble dry on low heat (max 50°C/122°F)

### Heavy Duty Polyester (Bariatric Range)

SWL: 500kg/78 stone/1102lbs Standard Colours: Apricot Tan

Heavy Duty Polyester is a strong woven structured polyester fabric. Used for bariatric slings. Its natural glide and slide helps assist with sling application. 100% Polyester. Recommend good quality liquid non-biological detergent.




95°C/203°F Wash temp



Tumble dry on low heat (max 50°C/122°F)


## Fabric construction



### Silva-Superfine® PLUS

SWL: 220kg/35 stone/485lbs Standard Colour: Black

Silva-Superfine® PLUS fabric is a 3D compression spacer fabric. Helps to redistribute weight and reduce pressure build-up. This fabric has a 2 way stretch that moulds to the patient. This fabric is suitable for bathing. Avoid Velcro. 100% Polyester. Recommend good quality liquid non-biological detergent.



71°C/159°F Wash temp



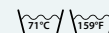

Tumble dry on low heat (max 50°C/122°F)

### Silva-Superfine with COOLMAX®

SWL Single Layer: 64kg/10 stone/140lbs Standard Colour: Navy

SWL Double Layer: 220kg/35 stone/485lbs

Silva-Superfine with COOLMAX® is a lightweight fabric. Ideal for in-situ use. Fabric is designed to wick moisture away from the body and keeping patient feeling cool and dry. This fabric has 2 way stretch that moulds to the patient. This fabric is suitable for bathing. Wash bag provided. Avoid Velcro. 100% polyester. Recommend good quality liquid non-biological detergent.



71°C/159°F Wash temp



Tumble dry on low heat (max 50°C/122°F)



### Polyester with Silicone Coating (slide sheet fabric)

SWL: N/A Standard Colours: Yellow/Red/Blue

Polyester with Silicone Coating is a low friction silicone material. Gliding properties help reduce shearing. Ideal for Slide Sheets and Slide Mitts. 100% Nylon.



71°C/159°F Wash temp



Do not tumble dry

### Lustrell Wipe Clean Fabric

SWL: N/A Standard Colours: Grey/Blue

LUSTRELL CHARISMA is a stylish, plain vinyl which is soft and supple but hardwearing, with a matte finish that combines flexibility and durability. With the added benefit of HealthGuard treatment and being bleach cleanable, this fabric features antibacterial, antimicrobial, and anti-dust mite properties, making it user-friendly and meets all standards for colourfastness, stain resistance, and abrasion.



## Testimonials

*I just want to say a huge thank you to you for showcasing your range at yesterday's equipment event, we had no idea the distance you had to travel to be with us! Staff have given really positive feedback and your bariatric range was of particular interest to several members of staff attending including myself.*

### NHS Foundation Trust

*I would like to thank you for your help with this sling and your quick response. The family were delighted with the sling and state it is very soft, the perfect fit and not marking his skin. Thank you!*

### Community Healthcare NHS Foundation Trust

*The quality of the Silvalea slings were said to be far superior. Again, your knowledge and skill set was also commended by the majority of participants. For bespoke and alternative sling options, Silvalea would be our first choice. We very much appreciate the support you provide us and our practitioners across Devon.*

### Royal Devon University Healthcare NHS Foundation Trust

*Thank you for being part of our sling event yesterday. We have already received positive feedback about the day and it highlights how important additional training like this is. You totally hit the nail on the head with what we were asking of you and your experience and knowledge in the field shone through. Your presentation skills were exceptional.*

### Royal Devon University Healthcare NHS Foundation Trust

## Testimonials

*Please send my thanks to Amanda for yesterday it wasn't the easiest of assessments and we really appreciate how calm and helpful she was throughout! Myself, Mum and teacher were very grateful.*

### Lancashire and South Cumbria NHS Foundation Trust

*The service was excellent. Alice was brilliant at talking through the assessment and the advice she was able to give, she listened to what we needed and made some great suggestions. She made our client feel at ease and included him in the assessment process.*

### Solent NHS Trust

*Since being in post I have dealt with many suppliers. Some good, some not so. If I was asked to grade all of them, Silvalea would be at the top of the list. There are some that can match their efficiency, attention to detail and professionalism but none could better it.*

### Walsall Healthcare NHS Trust

*Rating is all 5 of 5. I have been dealing with another 2 companies today and neither of them have come back to me in the time when you did. We need a speedy helpful service which you supplied.*

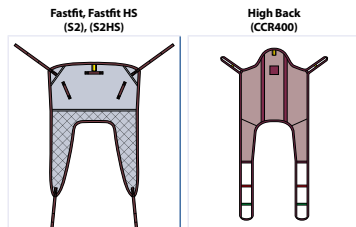
### Mid Cheshire Hospitals NHS Foundation Trust

## Notes

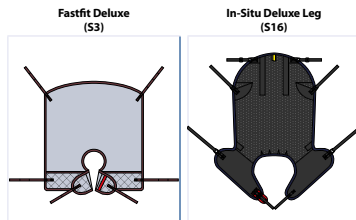
## Notes



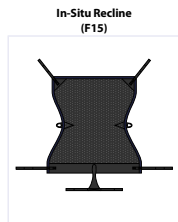
## 1. General Purpose Sling Shapes



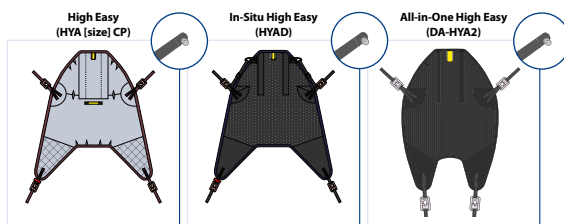
## 2. Deluxe Leg Sling Shapes



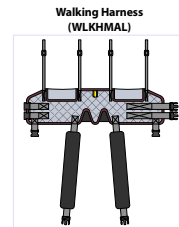
## 3. Hammock/Amputee Sling Shapes



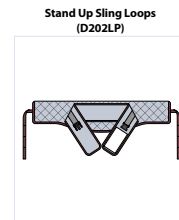
## 4. Clip Stud Sling Shapes



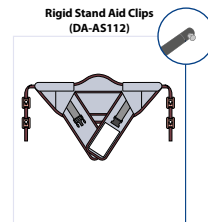
## 5. Harnesses



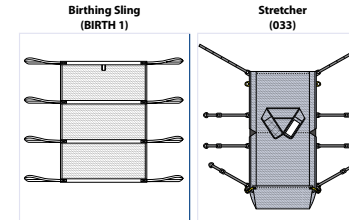
## 6a. Stand Aid Sling Shape



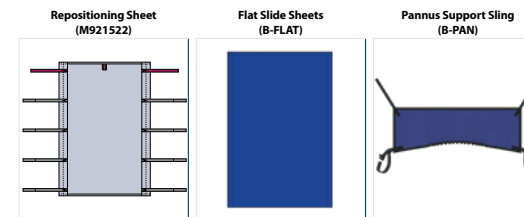
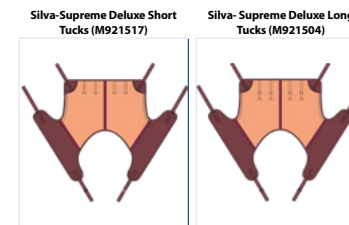
## 6b. Clip Stud Stand Aids



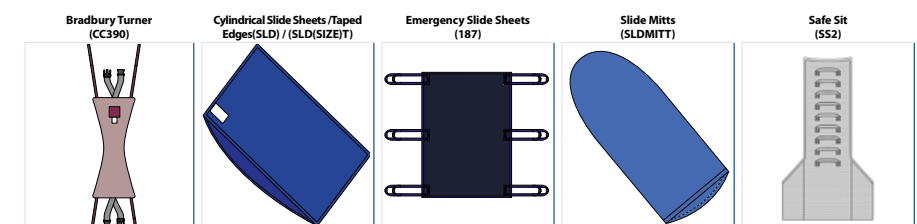
## 7. Specialised Sling Shapes



## 8. Bariatric Products



## 9. Accessories



Innovation  
Inclusion  
Independence

[silvalea.com](http://silvalea.com) 

**KEY:**  
 Denotes all styles that come as standard with the Universal D-anserclip® fixing



If you'd like to know more about any of the products in this brochure, please don't hesitate to contact us:

**customerservices@silvalea.com**  
**+44 (0)330 024 1045**

For further information on our extended sling range, tailor-made options or hoists and gantries by Savaria, please refer to our website:

**silvalea.com**

Follow us on social media to keep up-to-date on upcoming training sessions as well as all Silvalea news and product promotions.



COOLMAX® is a registered trademark of LYCRA®.  
D-anserclip® is a registered trademark of Silvalea Ltd  
Silva-Superfine® is a registered trademark. Silvalea is the exclusive licensee of the trademark.  
Silva® is a registered trademark. Silvalea is the exclusive licensee of the trademark.  
Silva-Safety Slot® is a registered trademark of Silvalea Ltd  
Silvalea® is a registered trademark. Silvalea is the exclusive licensee of the trademark.





Silverhills Buildings  
Decoy Industrial Estate  
Newton Abbot  
Devon TQ12 5LZ  
United Kingdom

**email: [customerservices@silvalea.com](mailto:customerservices@silvalea.com)**

**telephone: +44 (0)330 024 1045**

Copyright © 2023 Silvalea Ltd. All Rights Reserved.

Company Registration 4350939

VAT no. 797412786

Version no. 1562



Cert No. 6982B3K