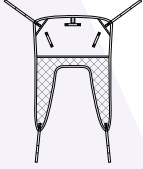


## Shapes

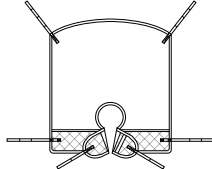
### Fastfit Sling (padded legs)

Product Codes - Poly: S2A, Mesh: S2B



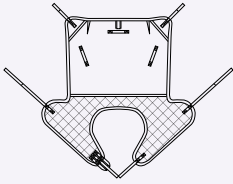
### Fastfit Deluxe Sling

Product Codes - Poly: S3A Mesh: S3B



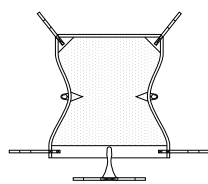
### Universal Deluxe Sling

Product Codes - Poly: S4A, Mesh: S4B



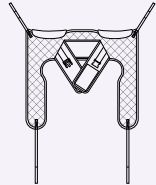
### Recline Sling

Product Codes - Superfine Plus F15



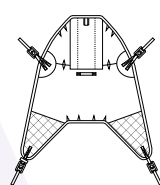
### Dress/Toileting Sling (Padded Roll)

Product Codes - Poly: ST2A, Mesh: ST2B



### High Easy Sling (Clip)

Product Codes - Poly: HYA, Mesh: HYB



## Training Notes



### Fastfit **Optional Extras:** Head Support, Hip Tapes, Chest/Waist Support

- Full body supportive sling
- Divided padded leg sections
- Ideal for general transfers
- Small aperture for hygiene purposes
- Colour coded loops

### Fastfit Deluxe **Optional Extras:** Head Support, Hip Tapes, Chest/Waist Support

- Full body supportive sling
- Padded leg sections offer full femur support
- Good support to the thigh & hip areas with an outside leg pickup
- Small aperture for hygiene purposes
- Colour coded loops
- Can be used for long limb amputations (knee or below).

### Universal Deluxe **Optional Extras:** Head Support, Hip Tapes, Chest/Waist Support

- Full body supportive sling
- Angled padded leg sections offer full femur & hip support
- Ideal for general transfers
- Small aperture for hygiene purposes
- Colour coded tapes

### Recline **Optional Extras:** Head Support, Hip Tapes, Chest/Waist Support

- Designed to provide closed leg full-body support on transfer
- Pommel strap for additional comfort and safety
- To be applied in a supine position
- Soft binding as standard
- Once the patient has been transferred, this sling can be left in-situ, subject to an appropriate risk assessment
- Fitted coloured loop tapes as standard

### Dress/Toileting **Optional Extras:** Head Support

- Easy to apply padded sling
- Underarm padded roll supplied for comfort
- Built in waist support with clunk-click fastening
- Good access for hygiene purposes

### High Easy **Optional Extras:** Chest/Waist Support

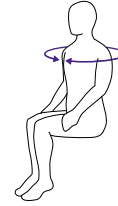
- Full body sling with head support
- Divided padded leg sections
- Removable head support stiffeners
- Ideal for general transfers
- Small aperture for hygiene purposes
- Universal clip fixings

## Measuring

### Shoulder Circumference

Measure this area for:

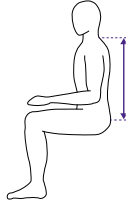
- Fastfit
- Fastfit Deluxe
- High Easy
- Recline
- Universal Deluxe



### C7 to Base of Spine

Measure this area for:

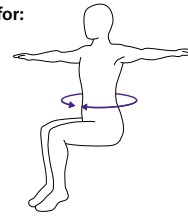
- Fastfit
- Fastfit Deluxe
- Universal Deluxe



### Waist Circumference

Measure this area for:

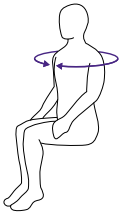
Dress/Toileting



### Under Arm

Measure this area for:

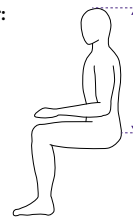
Dress/Toileting



### Top of Head to Base of Spine

Measure this area for:

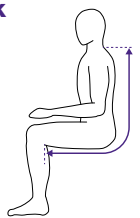
High Easy



### C7 to Base of Spine under buttock to back of knee

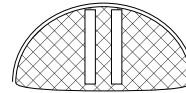
Measure this area for:

Recline

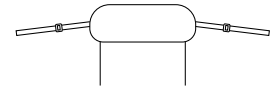


## Variants and Extras

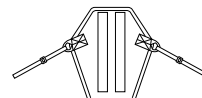
### Arched Head Support



### Roll Down Head Support

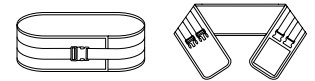


### Toileting Head Support



### Chest/Waist Supports


(clunk-click buckle may not always be included)



### Towelling Neck Roll



### Hip Tapes



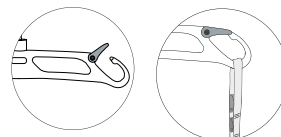
### Colour Coded Silva-Safety Slot®



### Colour Coded Loop Tapes



### Hoist Spreader Bar, Loop Fixing



### Hoist Spreader Bar, Clip Fixing (High Easy Sling ONLY)

