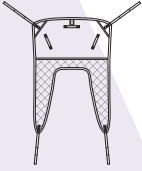


Shapes

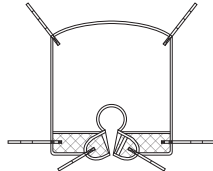
Fastfit Sling (padded legs)

Product Codes - Poly: S2A, Mesh: S2B



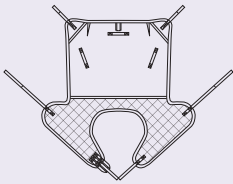
Fastfit Deluxe Sling

Product Codes - Poly: S3A Mesh: S3B



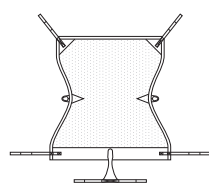
Universal Deluxe Sling

Product Codes - Poly: S4A, Mesh: S4B



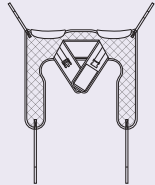
Recline Sling

Product Codes - Superfine Plus F15



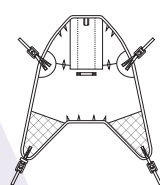
Dress/Toileting Sling (Padded Roll)

Product Codes - Poly: ST2A, Mesh: ST2B



High Easy Sling (Clip)

Product Codes - Poly: HYA, Mesh: HYB



Training Notes



Fastfit **Optional Extras:** Head Support, Hip Tapes, Chest/Waist Support

- Full body supportive sling
- Divided padded leg sections
- Ideal for general transfers
- Small aperture for hygiene purposes
- Colour coded loops

Fastfit Deluxe **Optional Extras:** Head Support, Hip Tapes, Chest/Waist Support

- Full body supportive sling
- Padded leg sections offer full femur support
- Good support to the thigh & hip areas with an outside leg pickup
- Small aperture for hygiene purposes
- Colour coded loops
- Can be used for long limb amputations (knee or below).

Universal Deluxe **Optional Extras:** Head Support, Hip Tapes, Chest/Waist Support

- Full body supportive sling
- Angled padded leg sections offer full femur & hip support
- Ideal for general transfers
- Small aperture for hygiene purposes
- Colour coded tapes

Recline **Optional Extras:** Head Support, Hip Tapes, Chest/Waist Support

- Designed to provide closed leg full-body support on transfer
- Pommel strap for additional comfort and safety
- To be applied in a supine position
- Soft binding as standard
- Once the patient has been transferred, this sling can be left in-situ, subject to an appropriate risk assessment
- Fitted coloured loop tapes as standard

Dress/Toileting **Optional Extras:** Head Support

- Easy to apply padded sling
- Underarm padded roll supplied for comfort
- Built in waist support with clunk-click fastening
- Good access for hygiene purposes

High Easy **Optional Extras:** Chest/Waist Support

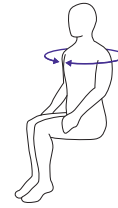
- Full body sling with head support
- Divided padded leg sections
- Removable head support stiffeners
- Ideal for general transfers
- Small aperture for hygiene purposes
- Universal clip fixings

Measuring

Shoulder Circumference

Measure this area for:

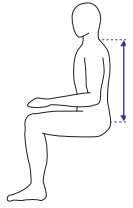
- Fastfit
- Fastfit Deluxe
- High Easy
- Recline
- Universal Deluxe



C7 to Base of Spine

Measure this area for:

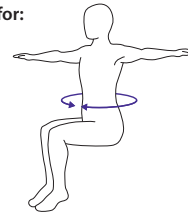
- Fastfit
- Fastfit Deluxe
- Universal Deluxe



Waist Circumference

Measure this area for:

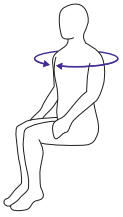
Dress/Toileting



Under Arm

Measure this area for:

Dress/Toileting



Top of Head to Base of Spine

Measure this area for:

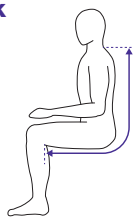
High Easy



C7 to Base of Spine under buttock to back of knee

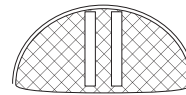
Measure this area for:

Recline

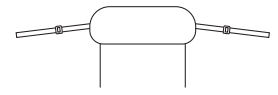


Variants and Extras

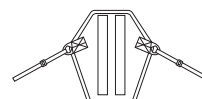
Arched Head Support



Roll Down Head Support

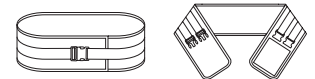


Toileting Head Support



Chest/Waist Supports


(clunk-click buckle may not always be included)



Towelling Neck Roll



Hip Tapes



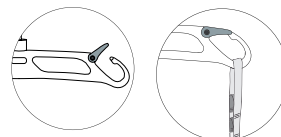
Colour Coded Silva-Safety Slot®



Colour Coded Loop Tapes



Hoist Spreader Bar, Loop Fixing



Hoist Spreader Bar, Clip Fixing (High Easy Sling ONLY)

