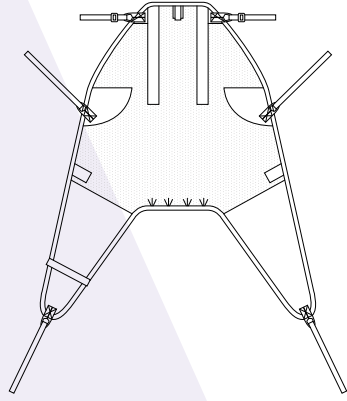


Sling Shapes

In-Situ Straight Leg Sling

Product codes

S15 with head support
S17 no head support



Training notes

In-situ full body patient transfer sling with divided leg. The straight leg sling design has an integral head support with removable support bones. It is cocooning, easy to apply, with low friction fabric on leg sections. This style can be supplied without the head support.

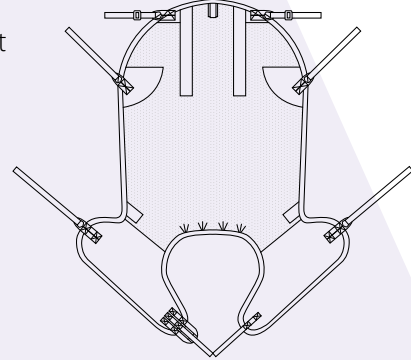
Optional Extras: Hip Tapes, Chest/Waist Support, Neck Roll

Fabric Options: Silva-Superfine® with COOLMAX®, Double Layer Silva-Superfine® with COOLMAX®, Silva-Superfine® Plus, Silva Parasilk

In-Situ Deluxe Leg Sling

Product codes

S16 with head support
S18 no head support



Training notes

In-situ deluxe leg sling has been specifically designed to provide full body support on transfer and offer good hip, thigh and full femur support. This sling comes with an integral head support with removable support bones. Optional hip tapes can be added to provide additional support to the hip area and can help to reduce pressure from behind the knee.

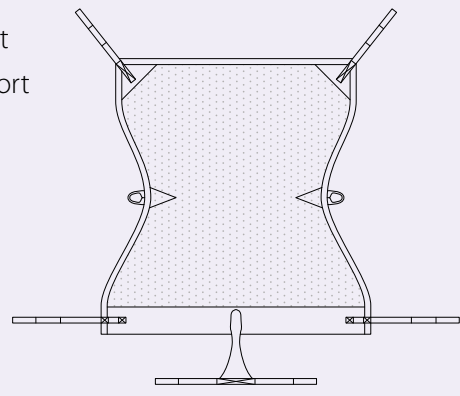
Optional Extras: Hip Tapes, Chest/Waist Support, Neck Roll

Fabric Options: Silva-Superfine® with COOLMAX®, Double Layer Silva-Superfine® with COOLMAX®, Silva-Superfine® Plus, Silva Parasilk

In-Situ Recline Sling

Product codes

F15 no head support
F16 with head support



Training notes

In-situ full body recline sling with padded bottom roll andommel strap for additional patient comfort and safety. Excellent bed transfer sling, this full body sling gives a reclined patient transfer position and can be supplied with additional waist or chest support. Optional hip tapes can be added to provide additional support to the hip area. (This sling is supplied with loop provisions for hip tapes) This sling can also be supplied with a head support.

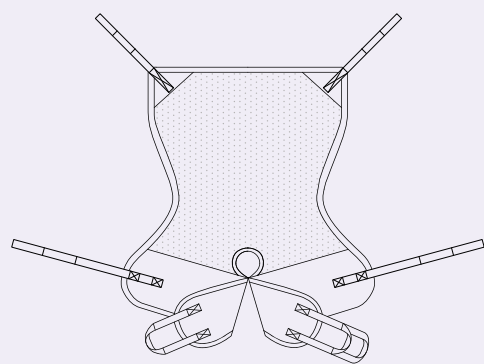
Optional Extras: Head Support, Hip Tapes, Chest/Waist Support, Neck Roll

Fabric Options: Silva-Superfine® with COOLMAX®, Double Layer Silva-Superfine® with COOLMAX®, Silva-Superfine® Plus

In-Situ Recline Deluxe

Product code

F15DLX



Training notes

Based on the comfort of the Recline sling but with the added benefit of the Deluxe Leg sling design.

Offers full body hammock style support & includes additional leg paddles which provide femur support. Easy to apply from lying position with low friction fabric on leg sections to aid application.

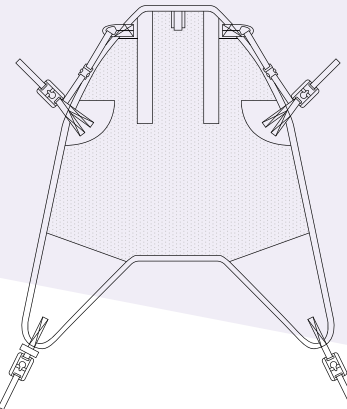
Optional Extras: Head Support, Hip Tapes, Chest/Waist Support, Neck Roll

Fabric Options: Silva-Superfine® with COOLMAX®, Double Layer Silva-Superfine® with COOLMAX®, Silva-Superfine® Plus

In-Situ High Easy

Product code

HYAD



Training notes

In-situ full body patient transfer sling with divided leg. Silvalea's High Easy sling comes with the universal D-anserclip® as standard and has an integral head support with removable support bones. Cocooning, easy to apply, with low friction fabric to leg sections. Universal D-anserclip® fixing allows for greater hoist compatibility and is suitable for use on stud/clip fixing spreader bars. Simple click on and click off action gives a secure lift for both caregiver and patient.

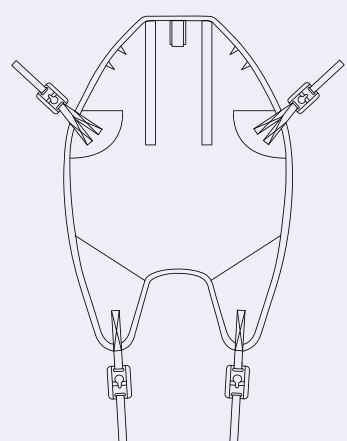
Optional Extras: Chest/Waist support, Neck Roll

Fabric Options: Silva-Superfine® with COOLMAX®, Double Layer Silva-Superfine® with COOLMAX®, Silva-Superfine® Plus, Silva Parasilk

In-Situ All in One

Product code

HYA2



Training notes

The High Easy All-In-One full body sling has an integral commode filler which makes this sling ideal for all amputee scenarios and all in-situ scenarios where a toileting aperture is not required. The Sling comes with the universal D-anserclip® as standard and has an integral head support with removable support bones. Cocooning, easy to apply, with low friction fabric to leg sections. With short legs sections covered with Parasilk. Excellent for bed transfer due to the built-in head support.

Optional Extras: Chest/Waist support, Neck Roll

Fabric Options: Silva-Superfine® with COOLMAX®, Double Layer Silva-Superfine® with COOLMAX®, Silva-Superfine® Plus, Silva Parasilk

In-Situ Materials

When deciding whether to leave a sling under a patient for extended periods careful consideration, by all healthcare professionals involved, must be taken into account.

A full care plan must be established, based on clinical best practice and a balanced proportionate care judgment. This needs to include regular inspection of pressure points, turning schedules and repositioning intervals where appropriate for 'at risk' patients.

A careful risk assessment should include the fabric and style of the sling, comfort of the patient and any risks to the patient and carers while inserting/removing the sling.

Silvalea have successfully manufactured slings for this purpose for over 20 years. With specific fabrics and tailored sling styles available for consideration. However, slings are not pressure relieving products and it is important that any part of the sling that creates a pressure point - hooks or clips etc - should not be left under the patient. If in doubt always remove.

Silva-Superfine with COOLMAX® Weight Limit 64kg/10st/140lbs

This lightweight fabric is perfect for in-situ use and is popular with moulded wheelchairs. The Silva-Superfine with COOLMAX® fabric is designed to wick moisture away from the body and enhance fabric drying rate keeping patient feeling cool and dry. This fabric is soft and comfortable with a 2 way stretch that moulds to the patient when lifted. This fabric is suitable for bathing where additional comfort is needed.

The Silva-Superfine® with COOLMAX® fabric is also available in double layer for increased safe working load and larger sizes. **Double Layer Weight limit: 220kgs/35st/485lbs.**

WASH BAG supplied with all Silva-Superfine® slings (Available to purchase for other products)



NOW available in SUPERFINE double layer Med-XXL

Silva-Superfine® PLUS Weight Limit 220kg/35st/485lbs

This fabric has been specifically chosen to assist with a sling that can be left behind a patient for extended periods. The 3D compression spacer fabric helps to redistribute weight and reduce pressure build-up. This fabric is soft and comfortable with a 2 way stretch that moulds to the patient. This fabric is suitable for bathing where additional comfort is needed.

Silva Parasilk Weight Limit 160kgs/25st/350lbs

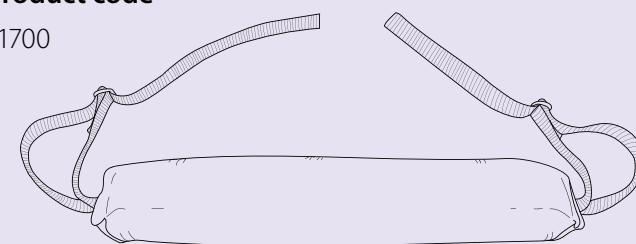
Introduced in 1997 as the original Silvalea Moulded Wheelchair Sling (MWC) fabric. Products are supplied with two layers of this light fine fabric. This helps to reduce friction and shearing when the product is applied or retrieved. This fabric is not suitable for bathing.

Optional Extras

Neck Roll

Product code

S1700



Hip Tapes

Product code

HT

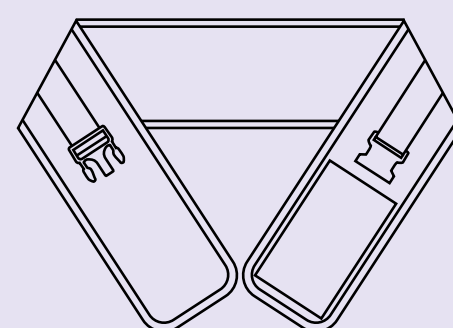


Chest/Waist Support

Product codes

CSTRAP

WSTRAP



Silva-Safety Slot® available upon request

The Silva-Safety Slot® provides a streamlined safer sling tape

- Strong & durable
- Simple and easy to use
- Colour coding remains the same
- Carefully and deliberately designed to eliminate inherent loop tape sling hazard



Tailored Mesh Bathing Sling

- Available to same specification if required
- Contact customerservices@silvalea.com for more information

